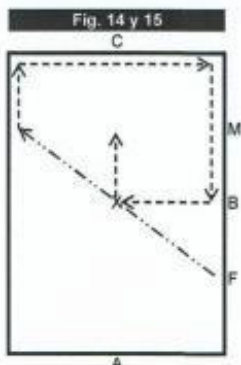
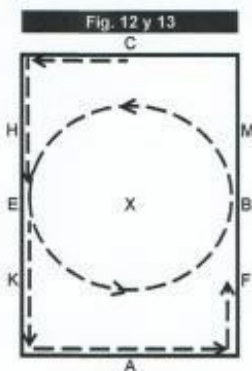
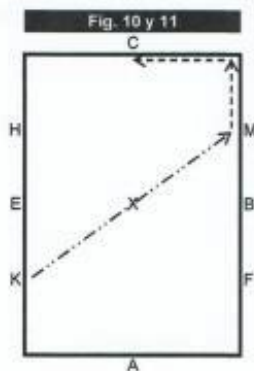
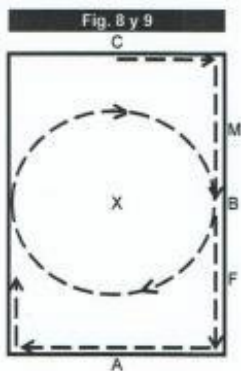
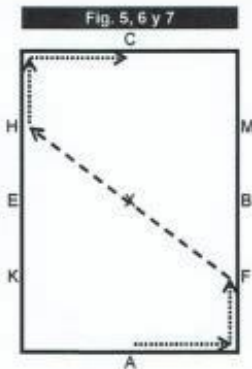
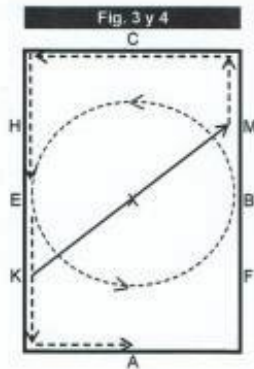
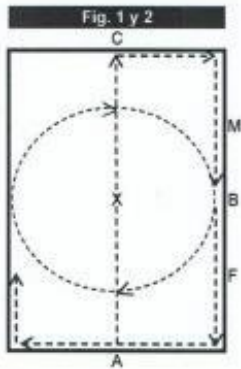


RIDDEN Work Out



PRUEBA DE FUNCIONALIDAD RECORRIDO



- Paso Medio (dotted line)
- Paso Largo - - - - - (dashed line)
- Trote de Trabajo - - - - - (dash-dot line)
- Trote Largo ——— (solid line)
- Galope de Trabajo - - - - - (dashed line)
- Galope Largo - - - - - (dotted line)

Figure 1 & 2

A - X - C - M: Enter at A in Working Trot, trot to X, Halt - Salute, continue in Working Trot to C, right rein

B - E - B: Working trot 20 meter circle right rein

B - A - K: Working trot

Figure 3 & 4

K - M: Change rein across the diagonal showing some extended trot steps

M - C - H: Continue in Working Trot

E - B - E: Working trot 20 meter circle left rein

E - K - A: Working Trot

Figure 5, 6 & 7

At A: Medium Walk

A - F: Medium Walk

F - H: Change rein across the diagonal in Extended Walk,

H - C: Back to Medium Walk

Figure 8 & 9

At C: Working Canter NOTE: Horses Under 7 yrs at C Trot and then develop to Canter

C - B: Continue in Working Canter

B - E - B: Working Canter on 20 meter circle right rein

B - A - K: Continue in Working Canter

Figure 10 & 11

K - M: Change rein across the diagonal in Canter, showing some extension (No extension required under 7 yrs)

M - C: Working Trot

Figure 12 & 13

At C: Working Canter

C - E: Continue in Working Canter

E - B - E: Working Canter on 20 meter circle left rein

E - A - F: Working Canter

Figure 14 & 15

F - H: Change rein across the diagonal in canter, showing some extension

H - C - B: Working Trot

At B: turn right toward X

At X: turn right onto midline toward C, Halt, Salute.

Drop reins and walk off in relaxed walk (*) (*) This last movement of walking off in a relaxed walk on a fully given rein will be included in the judging.