



**Andalusian Horse  
Association of Australasia**

# **AHAA Federal Body**

Proudly Presents the

## **2022 AHAA National Virtual Show**

Entries open 1 February 2022 and close 31 March 2022

Last day to submit videos 15 April 2022

Judging commences 23 April 2022 and concludes 20 May 2022

### **Entry Fees:**

**Dressage:** \$25 per test

**Breed Led and Ridden:** \$20 per class

**Hack/Hunter:** \$15 per class

**Fiesta, Horse and Handler/Handler and Lunging:** \$15 per class

2 horses entered 10% discount

3 horses entered 15% discount

4 and over 20% discount

## CONDITIONS OF ENTRY

- The horse must be registered with the AHAA and the owner a current financial member.
- Pure and Partbred other breeds in the program must be registered with their appropriate association and provide proof of registration when entering.
- Age of exhibits to be taken from 1st August.
- By virtue of entering this online show you agree to your entry video being made accessible for public viewing.
- The video must not contain sound (including narrative or music).
- Handlers of stallions must be 18 years or over.
- Your video must be filmed specifically for the 2022 AHAA Virtual Show. Do not use a video that is from another competition.
- The video for all classes must be one continuous video with no interruption or editing.
- The horse must be presented in show presentation.
- The horse can be presented in Spanish or English style. However, the handler/rider must be presented in the same style.
- The horse can be presented in a show halter, serretta or bridle.
- The wearing of stud or sponsorship logos is not permitted on any item of clothing or horse equipment.
- Judges decision will be final.
- At the discretion of the show organisers, videos found not compliant with conditions of entry will not be accepted.
- If, at any time, a video is found to be false or contain false images, the entrant (horse and owner) will be banned permanently from entering future AHAA virtual shows.
- The entry form includes the statement that the Exhibitor has read and understood the conditions of entry
- You may enter Show Hack or Show Hunter but not both.
- Working Hunter jumps are to be no higher than a small square bale of hay.
- The Warlander and Warlander Sporthorse refers to horses registered in the Warlander Studbook Society - <http://www.warlanderstudbookociety.com.au/>. If horses hold additional registrations, they are eligible to enter those classes but owners must be members of the relevant association.
- The Azteca refers to horses registered in the Azteca registry of Australasia - [http://www.azha.com.au/?fbclid=IwAR0ABgl\\_jnFRMaVvWOvxhlx88p-8vVGpCQIHVR706dQtuwYdRc4PyPNfzTg](http://www.azha.com.au/?fbclid=IwAR0ABgl_jnFRMaVvWOvxhlx88p-8vVGpCQIHVR706dQtuwYdRc4PyPNfzTg) If horses hold additional registrations they are eligible to enter those classes but owners must be a members of the relevant association.
- A Ridden Newcomer has never competed at a Show under saddle including AHAA shows – live or virtual.
- A Novice has not won a Blue Ribbon or First Place at a show under saddle including AHAA shows – live or virtual.

**For further information email:** [ahaaonlineshow@gmail.com](mailto:ahaaonlineshow@gmail.com)

For further Instructions on Videoing, Equipment, Attire and how to submit your video go to:  
[Filming your workout](#)

### **Presenting your Judges**

Purebred Led and Ridden –  
Partbred Led and Ridden – Mrs Naomi Vance-Webb (Portugal)  
Show Hack Led and Ridden – Mrs Debbie Thies (NSW)  
Hunter Classes – Mrs Sharyn Mckell (NSW)  
Costume, Horse/Handler and Lunging – Mrs Debbie Decker (QLD)

### **Dressage –**

Prep A – Sue Lowe  
Preliminary 1A –  
Novice 2A –  
Elementary 3A – Sue Lowe  
Medium 4A – Sue Lowe  
Advanced 5A - Pamela Russell-Green

### **Prizes**

- Ribbons to 3<sup>rd</sup> place only. When entering you will have the option of selecting to opt for a digital certificate rather than an actual material ribbon if you place 1<sup>st</sup>, 2<sup>nd</sup> or 3<sup>rd</sup>. Digital certificates will not be awarded for other placings.
- Champion and Reserve Champion broad ribbons
- Supreme sash and rug
- National Awards – sash and voucher
- Highpoint awards – sash
- Dressage to 5<sup>th</sup> place ribbons. When entering you will have the option of selecting to opt for a digital certificate rather than an actual material ribbon if you place 1<sup>st</sup>, 2<sup>nd</sup>, 3<sup>rd</sup>, 4<sup>th</sup> or 5<sup>th</sup>. Digital certificates will not be awarded for other placings. Sash for the highest combined score over any two consecutive tests. eg Preliminary/Novice.

**ALL WORKOUTS CAN BE VIEWED AT <https://www.ahaainc.org/2022-ahaa-national-virtual-show-1>**

**NATIONAL AWARDS** - Donated by AHAA

**NATIONAL CHAMPION SPANISH ENTIRE**

*"Ray Williams Memorial Trophy"*

**NATIONAL CHAMPION SPANISH FEMALE**

*"Ray Williams Memorial Trophy"*

**NATIONAL CHAMPION HIGH POINTS EXHIBITOR**

**JUNIOR HANDLER/HIGH POINT**

**NATIONAL CHAMPION RIDDEN ANDALUSIAN**

*Between National Supreme Purebred and the, Supreme Partbred Andalusian.*

*"Bodeguero Trophy"*

**NATIONAL CHAMPION BAROQUE LED GELDING**

*From Champion Spanish, Australian, Lusitano, Purebred Iberian, Hispano-Arabe, Partbred, Andalusian Derivative.*

*"Katharine Howard-Olsen Memorial Trophy"*

**FOUNDERS CUP TROPHY**

*2 AHAA registered progeny (Pure Spanish, Australian, Purebred Iberian, Hispano-Arabe, Partbred or Andalusian Derivative) of the same AHAA registered Purebred Spanish Sire or Dam.*

## VIDEO WORKOUT FOR BOTH PUREBRED AND PARTBRED LED CLASSES:

### Led Foal at Foot and Weanling Classes

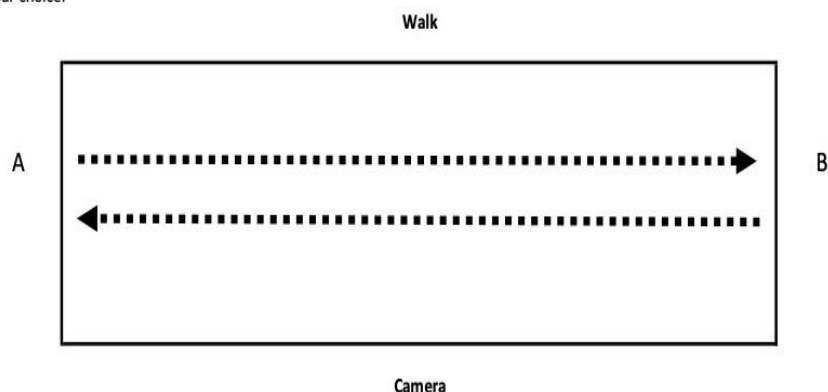
Remember the foal must be on the side of the dam closest to the video

The size of the area you use for the workout is entirely your choice.

#### Step 1.

1. From A walk to B
2. At B turn towards the camera and walk back to A.

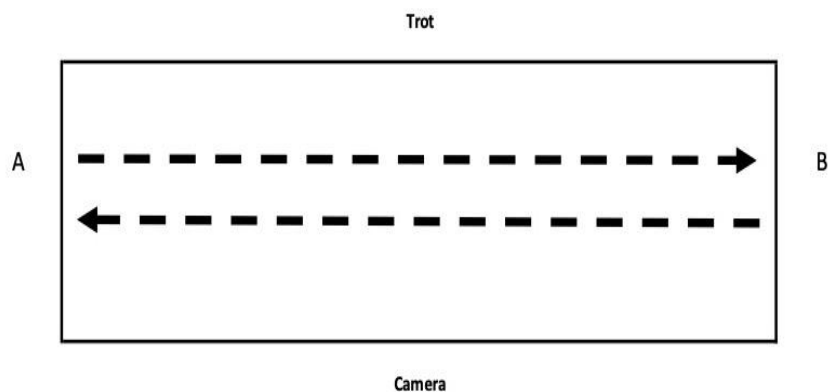
Judge would like to see a nice free swinging walk with an overtrack.



#### Step 2.

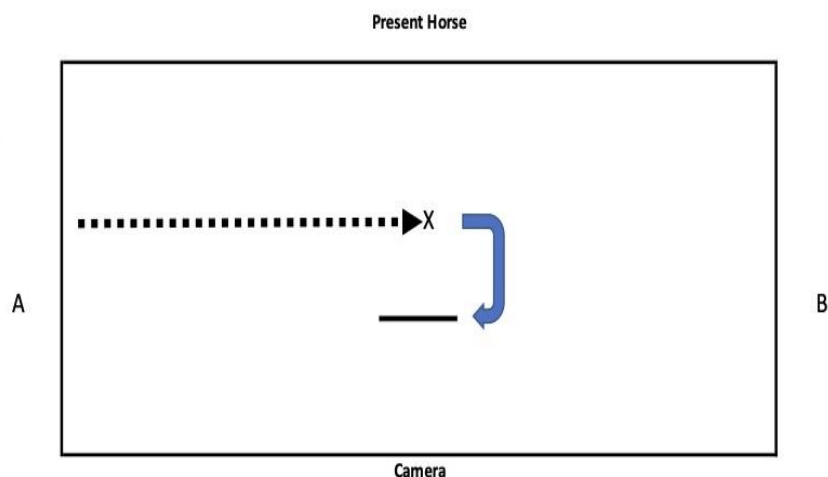
1. At A turn away from the camera and trot to B.
2. At B turn towards the camera and trot to A.
3. Halt at A.

The judge would like to see a free flowing trot.



#### Step 3. Present Horse

1. At A turn horse way from camera (walk) and halt at X.
  2. A X Turn horse around so nearside facing the camera and present to judge.
  2. Video nearside, rear, offside and front of horse (with plenty of time for judge to view each aspect) before camera person returns to the horses nearside.
- End of work out.



## Led Workout for Yearling and above Purebred and Partbred Classes

**Lunge workout** – Horses under 5yrs are not required to canter on the lunge.

### PUREBRED AND PARTBRED LED WORKOUT FOR YEARLING AND OVER

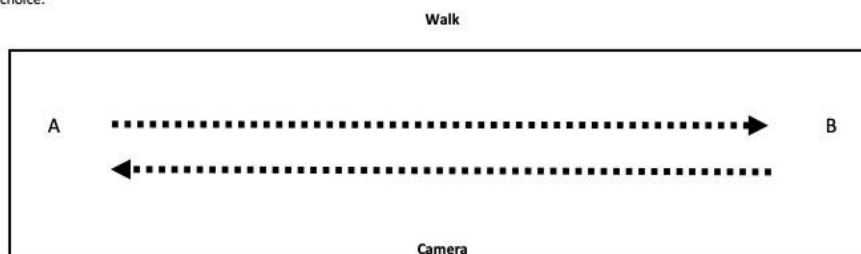
**NOTE: HORSES UNDER 5YRS OLD DO NOT HAVE TO CANTER**

The size of the area you use for the workout is entirely your choice.

#### Step 1. Walk

1. From A walk to B
2. At B turn towards the camera and walk back to A.

Judge would like to see a nice free swinging walk with an overtrack.

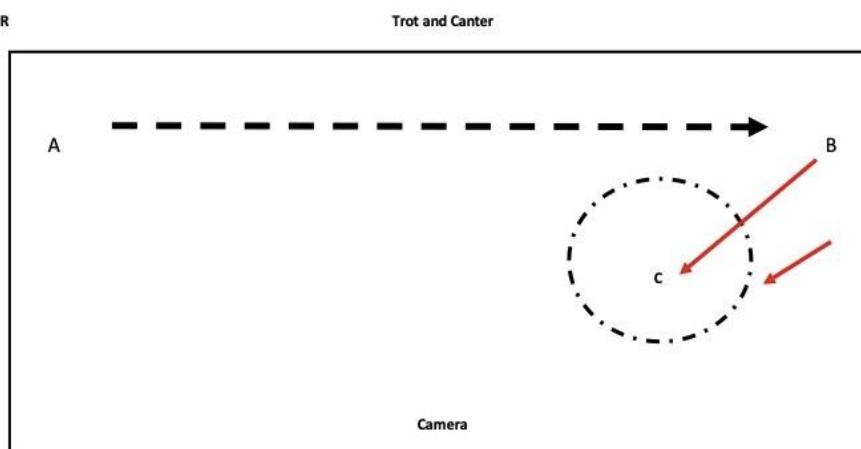


**NOTE: HORSES UNDER 5YRS OLD DO NOT HAVE TO CANTER**

#### Step 2. Trot and Canter

1. At A turn away from the camera and trot to B.
2. At B halt or slow down and walk to C.
- 3a. If under 5yrs old at C when ready commence to trot clockwise for two/three circles. (20m circle)
- 3b. If 5yrs and over a C when ready commence to trot clockwise. Once you are ready to canter for two/three circles clockwise. (20m circle)
4. Return to trot and you can either:
  - a) walk back to B then trot in a straight line to A; or
  - b) continue to trot from the circle, in a straight line to A.

The judge would like to see a flowing trot and a rhythmic controlled canter with plenty of jump.

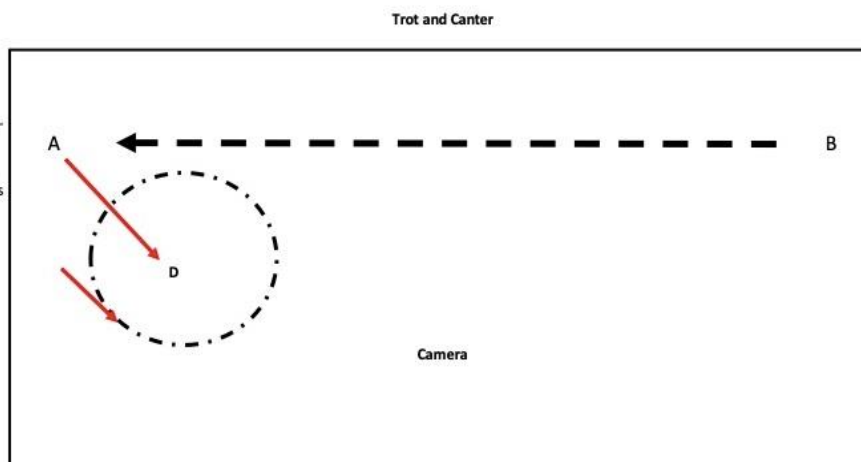


#### Step 3. Trot and Canter

1. At A halt or slow down and walk to D
- 3a. If under 5yrs old at D when ready commence to trot anti-clockwise for two/three circles. (20m circle)
- 3b. If 5yrs and over a C when ready commence to trot anti-clockwise. Once you are ready to canter or two/three circles anti-clockwise. (20m circle)

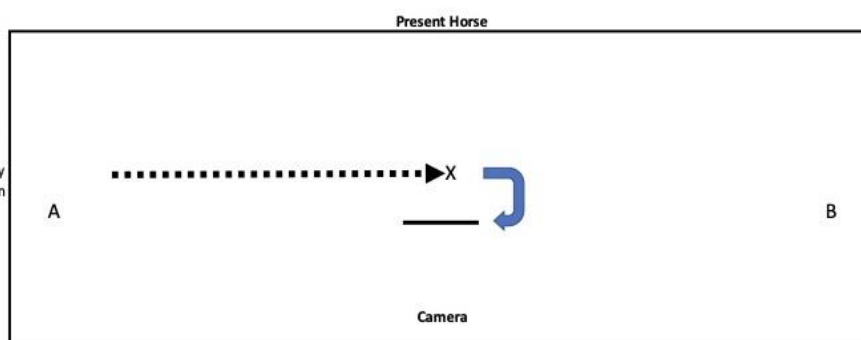
4. Return to trot, then walk and return to A.

The judge would like to see a flowing trot and a rhythmic controlled canter with plenty of jump.



#### Step 4. Present Horse

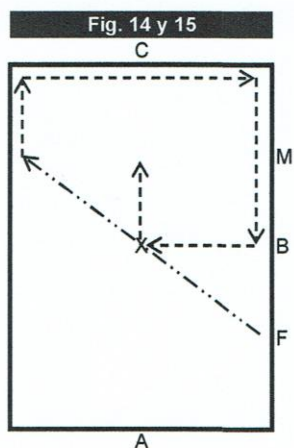
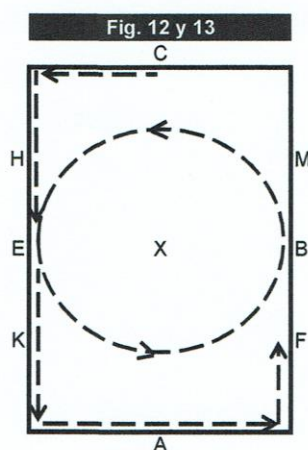
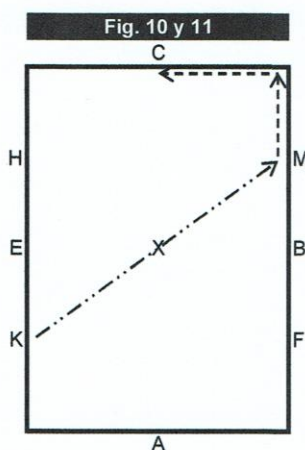
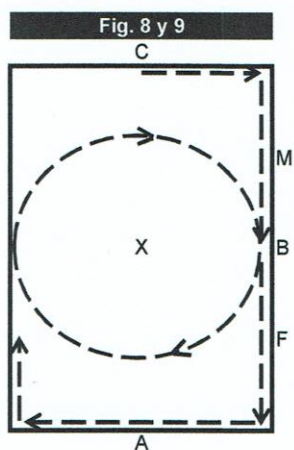
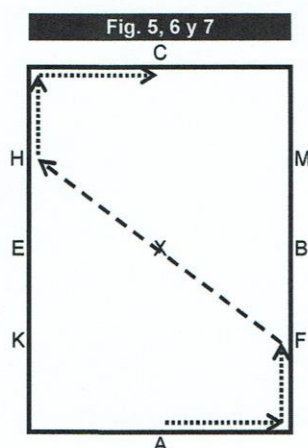
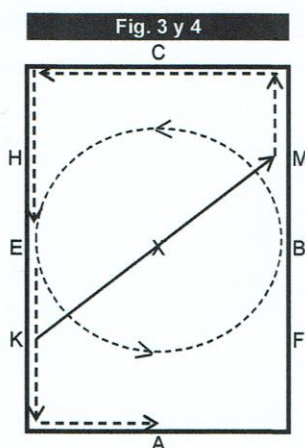
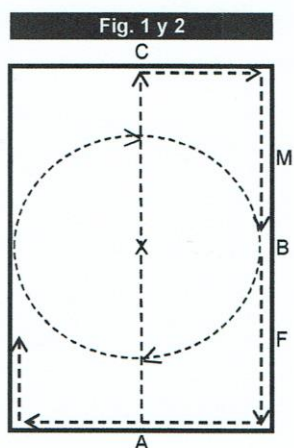
1. At A turn horse way from camera and walk X and halt.
  2. A X Turn horse around so nearside facing the camera and present to judge.
  2. Video nearside, rear, offside and front of horse (with plenty of time for judge to view each aspect) before camera person returns to the horses nearside.
- End of work out.



## VIDEO WORK OUT FOR PUREBRED AND PARTBRED RIDDEN CLASSES:



### PRUEBA DE FUNCIONALIDAD RECORRIDO



Paso Medio	.....
Paso Largo	-----
Trote de Trabajo	-----
Trote Largo	-----
Galope de Trabajo	-----
Galope Largo	-----

**Figure 1 & 2**

**A - X - C - M:** Enter at A in Working Trot, trot to X, Halt - Salute, continue in Working Trot to C, right rein  
**B - E - B:** Working trot 20 meter circle right rein  
**B - A - K:** Working trot

**Figure 3 & 4**

**K - M:** Change rein across the diagonal showing some extended trot steps  
**M - C - H:** Continue in Working Trot  
**E - B - E:** Working trot 20 meter circle left rein  
**E - K - A:** Working Trot

**Figure 5, 6 & 7**

**At A:** Medium Walk  
**A - F:** Medium Walk  
**F - H:** Change rein across the diagonal in Extended Walk,  
**H - C:** Back to Medium Walk

**Figure 8 & 9**

**At C:** Working Canter  
**C - B:** Continue in Working Canter  
**B - E - B:** Working Canter on 20 meter circle right rein  
**B - A - K:** Continue in Working Canter

**Figure 10 & 11**

**K - M:** Change rein across the diagonal in Canter, showing some extension  
**M - C:** Working Trot

**Figure 12 & 13**

**At C:** Working Canter  
**C - E:** Continue in Working Canter  
**E - B - E:** Working Canter on 20 meter circle left rein  
**E - A - F:** Working Canter

**Figure 14 & 15**

**F - H:** Change rein across the diagonal in canter, showing some extension  
**H - C - B:** Working Trot  
**At B:** turn right toward X  
**At X:** turn right onto midline toward C, Halt, Salute.  
Drop reins and walk off in relaxed walk (\*)  
(\*) This last movement of walking off in a relaxed walk on a fully given rein will be included in the judging.

**HACK, HUNTER, COSTUME, HORSE/HANDLER AND LUNGING WORKOUTS ARE  
LOCATED AT <https://www.ahaainc.org/2022-ahaa-national-virtual-show-1>**



## LED CLASSES

### PUREBRED CATEGORIES

Judge: Mr James Smith (UK)

#### Pure Spanish

1. Led Spanish Mare with Spanish male at foot - the foal is being judged, not the mare. (Winner eligible for Class 33 Champion Juvenile)
2. Led Spanish colt Weanling – Horse must be weaned and under 12 months old (Winner eligible for Class 33 Champion Juvenile)
3. Led Spanish Yearling colt
4. Led Spanish colt 2yrs to 4 years
5. **Champion Led Junior Spanish Colt**
6. **Reserve Champion Led Junior Spanish Colt**
7. Led Spanish Stallion 5yrs to 8 yrs
8. Led Spanish Stallion 9yrs to 12yrs
9. Led Spanish Stallion over 12 yrs
10. **Champion Led Spanish Stallion**
11. **Reserve Champion Led Spanish Stallion**
12. Led Spanish Mare with Spanish filly at foot - the foal is being judged, not the mare. (Winner eligible for Class 33 Champion Juvenile)
13. Led Spanish Filly Weanling – Horse must be weaned and under 12 months old (Winner eligible for Class 33 Champion Juvenile)
14. Led Spanish Yearling Filly
15. Led Spanish Filly 2yrs to 4yrs
16. **Champion Led Junior Spanish Filly**
17. **Reserve Champion Junior Spanish Filly**
18. Led Spanish Mare 5yrs to 8 yrs
19. Led Spanish Mare 9 to 12yrs
20. Led Spanish Mare over 12 yrs
21. **Champion Led Spanish Mare**
22. **Reserve Champion Led Spanish Mare**
23. Led Spanish Weanling Gelding – Horse must be weaned and under 12 months old (Winner eligible for Class 33 Champion Juvenile)
24. Led Spanish Yearling Gelding
25. Led Spanish Gelding 2yrs to 4 years
26. **Champion Led Junior Spanish Gelding**
27. **Reserve Champion Led Junior Spanish Gelding**
28. Led Spanish Gelding 5yrs to 8 yrs
29. Led Spanish Gelding 9yrs to 12yrs
30. Led Spanish Gelding over 12 yrs
31. **Champion Led Spanish Senior Gelding**
32. **Reserve Champion Led Spanish Senior Gelding**
33. **Champion Juvenile Led Spanish – between classes 1,2, 12, 13 & 23 - Not eligible for Supreme**
34. **Reserve Champion Juvenile Led Spanish**
35. **Supreme Led Pure Spanish (between the winners of Class 5, 10, 16, 21, 26 and 31)**

## **Led Australian Andalusian**

- 36. Led Australian Colt 4yrs and under
- 37. Led Australian Stallion 5yrs and over
- 38. **Champion Led Australian Male**
- 39. **Reserve Champion Led Australian Male**
  
- 40. Led Australian Filly 4yrs and under
- 41. Led Australian Mare 5yrs and over
- 42. **Champion Led Australian Female**
- 43. **Reserve Champion Australian Female**
  
- 44. Led Australian Gelding 4yrs and under
- 45. Led Australian Gelding 5yrs and over
- 46. **Champion Led Australian Gelding**
- 47. **Reserve Champion Led Australian Gelding**

## **Led Purebred Lusitano**

- 48. Led Lusitano Colt 4yrs and under
- 49. Led Lusitano Filly 4yrs and under
- 50. Led Lusitano Gelding 4yrs and under
- 51. **Champion Led Junior Lusitano**
- 52. **Reserve Champion Led Junior Lusitano**
  
- 53. Led Lusitano Stallion 5yrs and over
- 54. Led Lusitano Mare 5yrs and over
- 55. Led Lusitano Gelding 5yrs and over
- 56. **Champion Led Lusitano**
- 57. **Reserve Champion Led Lusitano**

## **Led Purebred Iberian**

- 58. Led Purebred Iberian Colt/Stallion
- 59. Led Purebred Iberian Mare/Filly
- 60. Led Purebred Iberian Gelding
- 61. **Champion Purebred Iberian**
- 62. **Reserve Champion Purebred Iberian**

## **Led Hispano-Arabe**

- 63. Led Purebred Hispano-Arabe Colt/Stallion
- 64. Led Purebred Hispano-Arabe Mare/Filly
- 65. Led Purebred Hispano-Arabe Gelding
- 66. **Champion Led Hispano-Arabe**
- 67. **Reserve Champion Led Hispano-Arabe**

## **Led Purebred Friesian**

- 68. Led Purebred Friesian Colt/Stallion
- 69. Led Purebred Friesian Mare/Filly
- 70. Led Purebred Friesian Gelding
- 71. **Champion Led Purebred Friesian**
- 72. **Reserve Champion Led Purebred Friesian**

## **Led Purebred Lipizzaner**

- 73. Led Purebred Lipizzaner Colt/Stallion
- 74. Led Purebred Lipizzaner Filly/Mare
- 75. Led Purebred Lipizzaner Gelding
- 76. **Champion Purebred Lipizzaner**
- 77. **Reserve Champion Purebred Lipizzaner**

## **Led WarLander**

- 78. Led Warlander Colt/Stallion
- 79. Led Warlander Filly/Mare
- 80. Led Warlander Gelding
- 81. **Champion Led Warlander**
- 82. **Reserve Champion Led Warlander**

## **Led Azteca**

- 83. Led Azteca Colt/Stallion
- 84. Led Azteca Filly/Mare
- 85. Led Azteca Gelding
- 86. **Champion Led Azteca**
- 87. **Reserve Champion Led Azteca**

- 88. **Supreme Led Other Purebred of Show – All Champions are eligible (The Pure Spanish Champions are not eligible)**

## **PARTBRED RING – Judge: Naomi Vance-Webb (Portugal)**

### **Led Partbred Andalusian**

- 89. Led Partbred Mare with filly foal at foot - the foal is being judged, not the mare. (Winner eligible for Class 106 Champion Juvenile)
- 90. Led Partbred Weanling Filly (Winner eligible for Class 106 Champion Juvenile)
- 91. Led Partbred Yearling Filly
- 92. Led Partbred Filly 2yrs to 4yrs
- 93. **Champion Junior Led Partbred Filly**
- 94. **Reserve Champion Junior Led Partbred Filly**
- 95. Led Partbred Mare 5yrs to 8 yrs
- 96. Led Partbred Mare 9yrs to 12yrs
- 97. Led Partbred Mare over 12 yrs
- 98. **Champion Led Partbred Mare**
- 99. **Reserve Champion Led Partbred Mare**
- 100. Led Partbred Mare with colt foal at foot - the foal is being judged, not the mare. (Winner eligible for Class 116 Champion Juvenile)
- 101. Led Partbred Weanling Colt/Gelding (Winner eligible for Class 106 Champion Juvenile)
- 102. Led Partbred Yearling Colt
- 103. Led Partbred Colt 2yrs to 4 yrs
- 104. Led Partbred Colt over 5yrs
- 105. **Champion Led Partbred Colt/Stallion**
- 106. **Reserve Champion Led Partbred Colt/Stallion**
- 107. Led Partbred Yearling Gelding
- 108. Led Partbred Gelding 2yrs to 4 years
- 109. **Champion Junior Led Partbred**
- 110. **Reserve Champion Junior Led Partbred Gelding**
- 111. Led Partbred Gelding 5yrs to 8 yrs
- 112. Led Partbred Gelding 9yrs to 12yrs
- 113. Led Partbred Gelding over 12 yrs
- 114. **Champion Led Senior Partbred Gelding**
- 115. **Reserve Champion Led Senior Partbred Gelding**

- 116. **Champion Juvenile Led Partbred Andalusian – between classes 89, 90, 100 & 101 - Not eligible for Supreme**
- 117. **Reserve Champion Juvenile Led Partbred Andalusian**

### **Led Andalusian Derivative**

- 118. Led Andalusian Derivative Colt or Gelding 2yrs & under
  - 119. Led Andalusian Derivative Colt or Gelding over 2yrs
  - 120. Led Andalusian Derivative Filly 2yrs & under
  - 121. Led Andalusian Derivative Female over 2yrs
  - 122. **Champion Led Andalusian Derivative**
  - 123. **Reserve Champion Led Andalusian Derivative**
124. **Supreme Led Partbred Andalusian – all champions except Champion Juvenile are eligible.**

### **Led Lusitano Sport Horse**

- 125. Lusitano Sport Horse Colt/Stallion
- 126. Lusitano Sport Horse Gelding
- 127. Lusitano Sport Horse Female
- 128. **Champion Led Lusitano Sport Horse**
- 129. **Reserve Champion Led Lusitano Sport Horse**

### **Led Partbred Friesian**

- 130. Led Partbred Friesian Colt/Stallion
- 131. Led Partbred Friesian Filly/Mare
- 132. Led Partbred Friesian Gelding
- 133. **Champion Led Partbred Friesian**
- 134. **Reserve Champion Led Partbred Friesian**

### **Led Partbred Lipizzaner**

- 135. Led Partbred Lipizzaner Colt/Stallion
- 136. Led Partbred Lipizzaner Filly/Mare
- 137. Led Partbred Lipizzaner Gelding
- 138. **Champion Led Partbred Lipizzaner**
- 139. **Reserve Champion Led Partbred Lipizzaner**

### **Led Warlander Sporthorse**

- 140. Led Warlander Sporthorse Colt/Stallion
  - 141. Led Warlander Sporthorse Filly/Mare
  - 142. Led Warlander Sporthorse Gelding
  - 143. **Champion Led Warlander Sporthorse**
  - 144. **Reserve Champion Led Warlander Sporthorse**
145. **Supreme Led Partbred Other Breed of Show - All Champions of other breeds than Andalusians are eligible.**

## RIDDEN CATAGORIES

### Purebred Ridden – Judge – Mr James Smith (UK)

#### Ridden Pure Spanish

- 146. Ridden Spanish Colt 3yrs and under 5yrs
- 147. Ridden Spanish Stallion 5yrs and under 7yrs
- 148. Ridden Spanish Stallion 7yrs and over
- 149. **Champion Ridden Spanish Entire**
- 150. **Reserve Champion Ridden Spanish Entire**
  
- 151. Ridden Spanish Filly 3yrs and under 5yrs
- 152. Ridden Spanish Mare 5yrs and under 7yrs
- 153. Ridden Spanish Mare 7yrs and over
- 154. **Champion Ridden Spanish Female**
- 155. **Reserve Champion Ridden Spanish Female**
  
- 156. Ridden Spanish Gelding 3yrs and under 5yrs
- 157. Ridden Spanish Gelding 5yrs and under 7 yrs
- 158. Ridden Spanish Gelding 7yrs and over
- 159. **Champion Ridden Spanish Gelding**
- 160. **Reserve Champion Ridden Spanish Gelding**
  
- 161. **Supreme Ridden Spanish – between winners of Classes 149, 154 and 159**

#### Ridden Australian Andalusian

- 162. Ridden Australian Colt 3yrs and under 7yrs
- 163. Ridden Australian Stallion 6yrs and over
- 164. **Champion Ridden Australian Andalusian Male**
- 165. **Reserve Champion Ridden Australian Andalusian Male**
  
- 166. Ridden Australian Filly 3 yrs and under 7yrs
- 167. Ridden Australian Mare 7yrs and over
- 168. **Champion Ridden Australian Andalusian Female**
- 169. **Reserve Champion Ridden Australian Andalusian Female**
  
- 170. Ridden Australian Gelding 3yrs and under 7yrs
- 171. Ridden Australian Gelding 7yrs and over
- 172. **Champion Ridden Australian Andalusian Gelding**
- 173. **Reserve Champion Ridden Australian Andalusian Gelding**

#### Ridden Purebred Lusitano

- 174. Ridden Lusitano Colt 3yrs and under 7yrs
- 175. Ridden Lusitano Stallion 7yrs and over
- 176. **Champion Ridden Lusitano Male**
- 177. **Reserve Champion Ridden Lusitano Male**
  
- 178. Ridden Lusitano Filly 3yrs and under 7yrs
- 179. Ridden Lusitano Mare 7yrs and over
- 180. **Champion Ridden Lusitano Female**
- 181. **Reserve Champion Ridden Lusitano Female**
  
- 182. Ridden Lusitano Gelding 3yrs and under 7yrs

- 183. Ridden Lusitano Gelding 7yrs and over
- 184. **Champion Ridden Lusitano Gelding**
- 185. **Reserve Champion Ridden Lusitano Gelding**

## **Ridden Purebred Iberian**

- 186. Ridden Purebred Iberian Colt/Stallion 3yrs and over
- 187. Ridden Purebred Iberian Mare/Filly 3yrs and over
- 188. Ridden Purebred Iberian Gelding 3yrs and over
- 189. **Champion Ridden Purebred Iberian**
- 190. **Reserve Champion Ridden Purebred Iberian**

## **Ridden Hispano-Arabe**

- 191. Ridden Purebred Hispano-Arabe Colt/Stallion 3yrs and over
- 192. Ridden Purebred Hispano-Arabe Mare/Filly 3yrs and over
- 193. Ridden Purebred Hispano-Arabe Gelding 3yrs and over
- 194. **Champion Ridden Hispano-Arabe**
- 195. **Reserve Champion Ridden Hispano-Arabe**

## **Ridden Friesian**

- 196. Ridden Purebred Friesian Colt/Stallion 3yrs and over
- 197. Ridden Purebred Friesian Mare/Filly 3yrs and over
- 198. Ridden Purebred Friesian Gelding 3yrs and over
- 199. **Champion Ridden Purebred Friesian**
- 200. **Reserve Champion Ridden Purebred Friesian**

## **Ridden Lipizzaner**

- 201. Ridden Purebred Lipizzaner Colt/Stallion 3yrs and over
- 202. Ridden Purebred Lipizzaner Filly/Mare 3yrs and over
- 203. Ridden Purebred Lipizzaner Gelding 3yrs and over
- 204. **Champion Ridden Lipizzaner**
- 205. **Reserve Champion Ridden Lipizzaner**

## **Ridden Warlander**

- 206. Ridden Warlander Colt/Stallion 3yrs and over
- 207. Ridden Warlander Filly/Mare 3yrs and over
- 208. Ridden Warlander Gelding 3yrs and over
- 209. **Champion Ridden Warlander**
- 210. **Reserve Champion Ridden Warlander**

## **Ridden Azteca**

- 211. Ridden Azteca Colt/Stallion 3yrs and over
- 212. Ridden Azteca Filly/Mare 3yrs and over
- 213. Ridden Azteca Gelding 3yrs and over
- 214. **Champion Ridden Azteca**
- 215. **Reserve Champion Ridden Azteca**

- 216. **SUPREME RIDDEN PUREBRED EXHIBIT – all Purebred Champions are eligible for this title including the Ridden Spanish Champions**

## **PART BRED RIDDEN CATEGORIES – Judge: Naomi Vance-Webb (Portugal)**

### **Ridden Part Bred Andalusian**

- 217. Ridden Partbred Colt 3yrs and under 5yrs
- 218. Ridden Partbred Stallion 5yrs and under 7yrs
- 219. Ridden Partbred Stallion 7yrs and over
- 220. **Champion Ridden Partbred Stallion**
- 221. **Reserve Champion Ridden Partbred Stallion**
  
- 222. Ridden Partbred Filly 3yrs and under 5yrs
- 223. Ridden Partbred Mare 5yrs and under 7yrs
- 224. Ridden Partbred are 7yrs and over
- 225. **Champion Ridden Partbred Female**
- 226. **Reserve Champion Ridden Partbred Female**
  
- 227. Ridden Partbred Gelding 3yrs and under 5yrs
- 228. Ridden Partbred Gelding 5yrs and under 7yrs
- 229. Ridden Partbred Gelding 7yrs and over
- 230. **Champion Ridden Partbred Gelding**
- 231. **Reserve Champion Ridden Partbred Gelding**

### **Ridden Andalusian Derivative**

- 232. Ridden Andalusian Derivative Colt/Stallion 3yrs and over
- 233. Ridden Andalusian Derivative Gelding 3yrs and over
- 234. Ridden Andalusian Derivative Filly/Mare 3yrs and over
- 235. **Champion Ridden Andalusian Derivative**
- 236. **Reserve Champion Ridden Andalusian Derivative**
  
- 237. **Supreme Ridden Partbred Andalusian (between winners of Class 220, 225, 230 & 235)**

### **Ridden Lusitano Sport Horse**

- 238. Ridden Luistano Sport Horse Colt/Stallion 3yrs and over
- 239. Ridden Lusitano Sport Horse Gelding 3yrs and over
- 240. Ridden Lusitano Sport Horse Female 3yrs and over
- 241. **Champion Ridden Lusitano Sport Horse**
- 242. **Reserve Champion Ridden Lusitano Sport Horse**

### **Ridden Partbred Friesian**

- 243. Ridden Partbred Friesian Colt/Stallion 3yrs and over
- 244. Ridden Partbred Friesian Filly/Mare 3yrs and over
- 245. Ridden Partbred Friesian Gelding 3yrs and over
- 246. **Champion Ridden Partbred Friesian**
- 247. **Reserve Champion Ridden Partbred Friesian**

### **Ridden Partbred Lipizzaner**

- 248. Ridden Partbred Lipizzaner Colt/Stallion 3yrs and over
- 249. Ridden Partbred Lipizzaner Filly/Mare 3yrs and over
- 250. Ridden Partbred Lipizzaner Gelding 3yrs and over
- 251. **Champion Ridden Partbred Lipizzaner**
- 252. **Reserve Champion Ridden Partbred Lipizzaner**

### **Ridden WarLander SportHorse**

- 253. Ridden Warlander Sporthorse Colt/Stallion 3yrs and over
- 254. Ridden Warlander Sporthorse Filly/Mare 3yrs and over

- 255. Ridden Warlander Sporthorse Gelding 3yrs and over
- 256. **Champion Ridden Warlander**
- 257. **Reserve Champion Ridden Warlander**
  
- 258. **SUPREME RIDDEN PARTBRED EXHIBIT** – all Partbred Champions are eligible for this title including the Partbred Andalusian Champions



## **Show Hack Classes – Judge: Mrs Debbie Thies (NSW)**

- 259. Led Show Hack Mare
- 260. Led Show Hack Gelding
- 261. Led Show Hack Stallion/Colt
- 262. **Champion Led Show Hack**
- 263. **Reserve Champion Led Show Hack**
  
- 264. Ridden Newcomer Show Hack – never competed at a Show under saddle including AHAA shows – live or virtual.
- 265. Ridden Novice Show Hack - A Novice Hack is one that has not won a Blue Ribbon, or First Place at a show under saddle including AHAA shows – live or virtual.
- 266. Ridden Show Hack 15hh and under
- 267. Ridden Show Hack over 15hh not exceeding 16hh
- 268. Ridden Show Hack Over 16hh and under 17hh
- 269. Ridden Show Hack 17hh and over
- 270. Ridden Child's Show Hack – must be ridden by a child
- 271. Ridden Ladies Show Hack – must be ridden by a lady
- 272. Ridden Gentleman's Show Hack – must be ridden by a gentleman
- 273. **Champion Ridden Show Hack**
- 274. **Reserve Champion Ridden Show Hack**

## **Show Hunter Hack Classes – Judge: Mrs Sharyn Mckell (NSW)**

- 275. Led Show Hunter Mare/Filly
- 276. Led Show Hunter Gelding
- 277. Led Show Hunter Stallion/Colt
- 278. **Champion Led Show Hunter**
- 279. **Reserve Champion Led Show Hunter**
  
- 280. Ridden Newcomer Show Hunter – never competed at a Show under saddle including AHAA shows – live or virtual.
- 281. Ridden Novice Show Hunter - A Novice Hunter is one that has not won a Blue Ribbon, or First Place at a show under saddle including AHAA shows – live or virtual.
- 282. Ridden Show Hunter 15hh and under
- 283. Ridden Show Hunter over 15hh not exceeding 16hh
- 284. Ridden Show Hunter Over 16hh and under 17hh
- 285. Ridden Show Hunter 17hh and over
- 286. **Champion Ridden Show Hunter**
- 287. **Reserve Champion Ridden Show Hunter**
  
- 288. Open Working Hunter Class
- 289. Junior Working Hunter Class – rider must be under 18yrs old
  
- 290. **Supreme Led Show Hack/Hunter Hack – Judges: Mrs Debbie Thies and Mrs Sharyn McKell**

291. **Supreme Ridden Show Hack/Hunter Hack – Judges: Mrs Debbie Thies and Mrs Sharyn McKell**

### **Fiesta Costume Classes – Judge: Mrs Debbie Decker (QLD)**

292. Fiesta Costume Class - under 13yrs old  
293. Fiesta Costume Class - 13yrs old and under 18yrs old  
294. Fiesta Costume Class - 18 yrs old and over

### **Horse and Handler Classes – Judge: Mrs Debbie Decker (QLD)**

295. Horse & Handler - Handler under 13yrs old  
296. Horse & Handler - handler 13yrs old and under 18yrs old  
297. Horse & Handler – handler 18yrs old and over  
298. Horse and Handler - Horse under 4yrs  
299. Horse and Handler - Horse 4yrs and over

### **Lunging Classes – Judge: Mrs Debbie Decker (QLD)**

300. Lunging Class - Handler under 13yrs old  
301. Lunging Class - Handler 13yrs old and under 18yrs old  
302. Lunging Class – Handler 18yrs old and over  
303. Lunging Class - Horse over 2yrs and under 5yrs  
304. Lunging Class - Horse 5yrs and over

#### **305. Ridden Exhibition Class**

The aim of the Exhibition Class is to give a performance that is entertaining to an audience. More than 1 horse and/or rider/handler is allowed. Marks are awarded for entertainment value, general impression of horse's training, general impression of rider/handler's performance, choreography with music and costumes. Past performances have included freestyles to music, garrocha, liberty work, Pas de Deux/Pas de Trois/quadrille performances, classical long reining, bull fighting simulation, side saddle performances, performing with a dancer on the ground, riding with a senorita sitting behind the saddle and comic acts. This is a chance to be creative. Maximum time allowed is 7 minutes.

## **Dressage**

Open to all Breeds in this show. Not official dressage.

All tests will be run under current EA Rules <https://www.equestrian.org.au/Dressage-rules>

306. Preparatory A  
307. Preliminary 1A  
308. Novice 2A  
309. Elementary 3A  
310. Medium 4A  
311. Advanced 5A

There will be a sash for the highest combined score over any two consecutive tests.

## Filming your workout

The importance of the quality of your video cannot be understated. The video is what the judge uses to assess you and your horse so you need to try your best to present the best picture to the judge and it does not need to be hard or complicated. Here are some tips:

1. Don't leave it to the last moment. The chances are you will rush the whole process and the video and/or workout may not be as good as you intended.
2. Learn the workout. Knowing the workout will definitely make filming less stressful.
3. Your video must be filmed specifically for the 2022 AHAA Virtual Show. Do not use a video that is from another competition.
4. You can use your iPhone, iPad, video camera or Tablet to film your video. **However, film in landscape NOT portrait!**
5. Although you do not need an arena, choose an area that gives you plenty of space. You can set up markers using items such as witches hats.
6. Choose a flat area. Do not present your horse on a slope especially in the led classes. If your horse is facing downwards, it may look bum high and you will get the opposite effect if facing upward. Riding on uneven ground will also not demonstrate the horse's true movement and may place you at a disadvantage.
7. The video must not contain sound (including narrative or music).
8. **Breed Class Ridden Classes**, Dressage Classes and the Exhibition Class – Film your workout from C. Slightly to the left or right of C is ok if there is an obstacle at C such as mirrors and so on. Enter at A. Make sure the sun is behind you!!!!

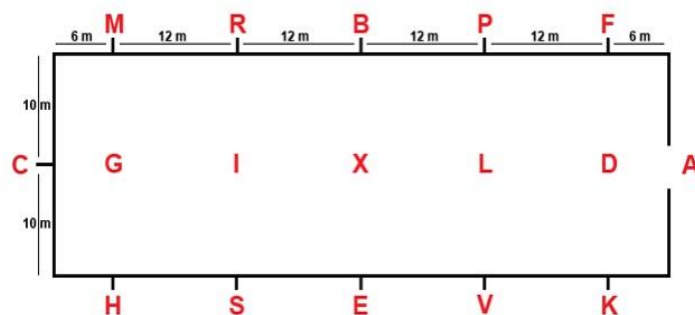
### Filming Breed Ridden, Dressage and Exhibition Classes



Sun Behind



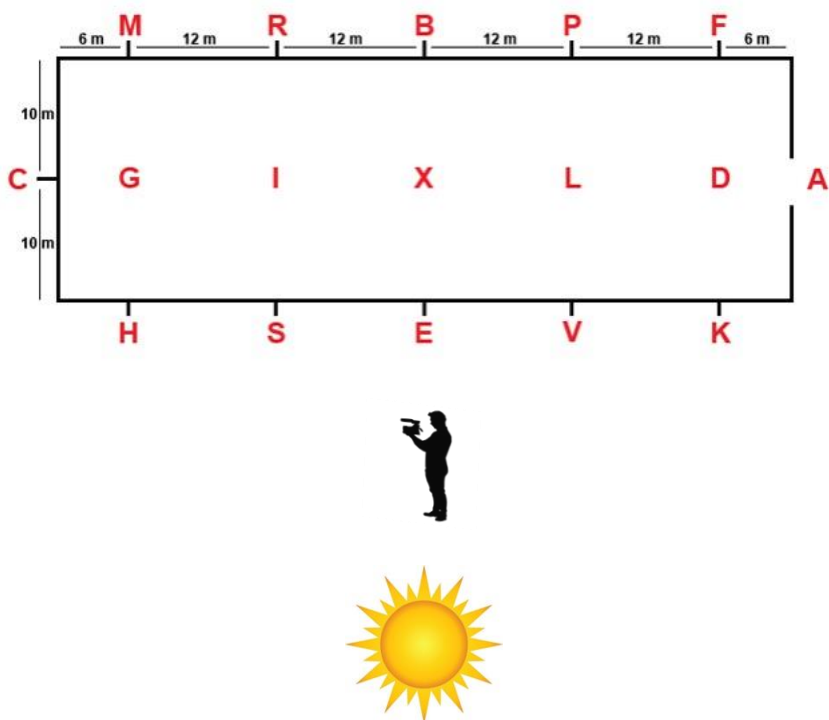
Film from C or slightly to the left or right of C



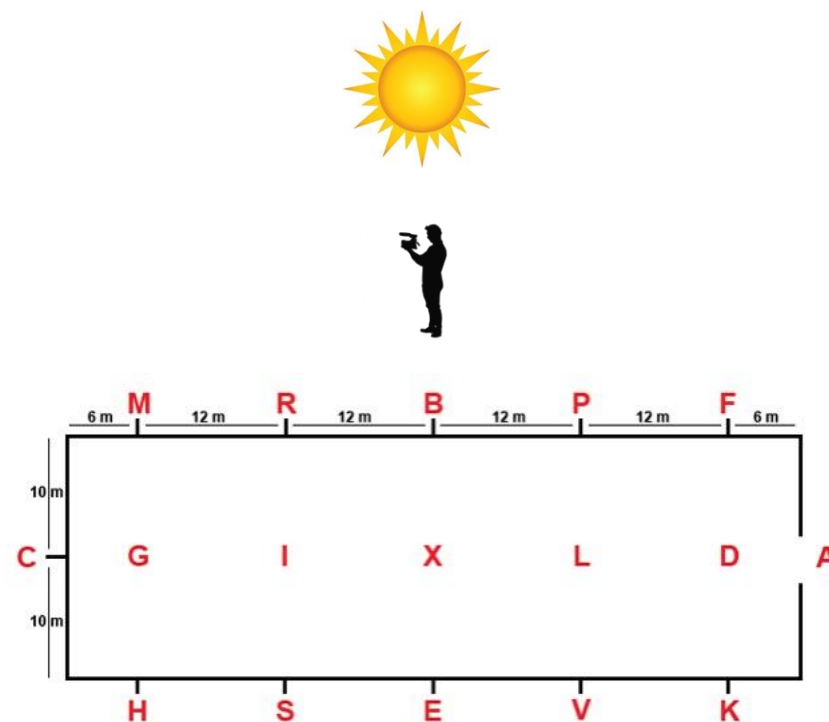
9. **Breed Class Led Classes** – Please film from E or B depending on where the sun is. You can enter from A or C depending on the layout of your working area.
10. In the Mare and Foal **classes** make sure the foal is on the side of the dam facing the camera.

### Filming Breed Led Classes

Video in the position of B with sun behind you



Video in the position of E with sun behind you



11. **Hack/ Hunter Classes, Horse & Handler, Lunging and Fiesta classes** - Use the videoing positions as outlined for the “Breed Led Classes” however use your area/space to match the workouts.
12. If using an indoor arena, make sure there is sufficient natural light and no shadows.
13. The person filming (or an assistant if you have one) must hold up a piece of paper in front of the filming device that states the class number, class name, year ( the year of the show) and the horses name.
14. You can use the zoom functionality but be careful not to disadvantage your horse/rider/handler by zooming in too close or too far away.

## **Rider and Horse Attire**

### **Breed Led, Horse & Handler and Lunging Classes**

1. Neat, clean and tidy shirts (with short or long sleeves), trousers or skirts of a length suitable to run and exhibit your horse. A Jacket or jumper can be worn.
2. Appropriate closed in shoes or boots.
3. You can compete in English, Spanish or any other discipline attire as long as your horse is presented in the same theme and you comply with points 1 & 2 above
4. The horse is to be exhibited in a bridle, cavesson or show halter. Rope headstalls are not to be used.

### **Led & Ridden Hack and Hunter**

1. Dress in the appropriate clothing for the section you have entered (Hack or Hunter).
2. For more information regarding appropriate Hunter and Hack Dress go to the following link <https://www.equestrian.org.au/showhorse>

### **Ridden Breed Classes**

1. Dressage, Spanish or any other discipline attire is permissible as long as your horse is presented in the same theme.
2. Please use a bridle. A snaffle or double bridle can be used.

### **Dressage**

1. As per Equestrian Australia Rules. <https://www.equestrian.org.au/Dressage-rules>
2. Your video must be filmed specifically for the 2022 AHAA Virtual Show. Do not use a video that is from another competition

## **How to enter**

Entries will be via nominate.

## How to submit your video

1. Remember when filming your video, the person filming (or an assistant if you have one) must hold up a piece of paper in front of the filming device that states the class number, class name, year ( the year of the show) and the horses name.

Class No.	Class Name
2022	
Horse Name	

2. Upload your video to YouTube using the following naming convention – Class No. Class Name, Year, (Year of the Show), Name of Horse
3. When you save to YouTube make sure you disable the comments functionality for your video.
4. Make sure your video is public.
5. Send the copy of your YouTube link to [ahaaonlineshow@gmail.com](mailto:ahaaonlineshow@gmail.com) and attach a copy of your horse registration(s).