



**Andalusian Horse
Association of Australasia**

Proudly Presents the

2024 AHAA National Virtual Show

Entries open 1st April 2024 and close 31st May 2024

Last day to submit videos 7th June 2024

Judging will commence mid- June

CONDITIONS OF ENTRY

1. Andalusian horses must be registered with the AHAA and the owner a current financial member.
2. Pure and Partbred other breeds in the program must be registered with their appropriate association and provide proof of registration when entering – this includes PRE horses.
3. Age of exhibits to be taken from 1st August 2023.
4. By virtue of entering this online show you agree to your entry video being made accessible for public viewing.
5. The video must not contain sound (including narrative or music).
6. Handlers of stallions must be 18 years or over.
7. Your video must be filmed specifically for the 2024 AHAA Virtual Show. Do not use a video that is from another competition.
8. The video for all classes must be one continuous video with no interruption or editing.
9. The horse must be presented in show presentation.
10. The horse can be presented in Spanish or English style. However, the handler/rider must be presented in the same style.
11. The horse can be presented in a show halter, serretta or bridle.
12. The wearing of stud or sponsorship logos is not permitted on any item of clothing or horse equipment.
13. Judges decision will be final.
14. At the discretion of the show organisers, videos found not compliant with conditions of entry will not be accepted.
15. If, at any time, a video is found to be false or contain false images, the entrant (horse and owner) will be banned permanently from entering future AHAA virtual shows.
16. The entry form includes the statement that the Exhibitor has read and understood the conditions of entry
17. You may enter Show Hack or Show Hunter but not both.
18. Working Hunter jumps are to be no higher than a small square bale of hay.
19. The Warlander and Warlander Sporthorse refers to horses registered in either of the the Warlander Societies.
20. The Azteca refers to horses registered in the Azteca registry. If horses hold additional registrations they are eligible to enter those classes but owners must be a members of the relevant association.
21. A Ridden Newcomer has never competed at a Show under saddle including AHAA shows – live or virtual.
22. A Novice has not won a Blue Ribbon or First Place at a show under saddle including AHAA shows – live or virtual. **For further information email:** ahaaonlineshow@gmail.com

For further Instructions on Videoing, Equipment, Attire and how to submit your video go to: [Filming your workout](#)

Presenting your 2024 Judges

Purebred Led and Ridden – To Be Advised

Partbred Led and Ridden – To Be Advised

Show Hack Led and Ridden – To Be Advised

Simple Working Equitation

Costume, Horse/Handler and Lunging –To Be Advised

Dressage – To Be Advised

Working Equitation – Chrissy Colletta

Prizes

- Ribbons to 3rd place only. When entering you will have the option of selecting to opt for a digital certificate rather than an actual material ribbon if you place 1st, 2nd or 3rd. Digital certificates will not be awarded for other placings.
- Champion and Reserve Champion broad ribbons
- Supreme sash and rug
- National Awards
- sash and voucher
- Highpoint awards – sash ⇐

Dressage to 6th place ribbons. When entering you will have the option of selecting to opt for a digital certificate rather than an actual material ribbon if you place 1 st, 2nd, 3rd , 4 th or 5 th . Digital certificates will not be awarded for other placings. Sash for the highest combined score over any two consecutive tests. eg Preliminary/Novice.

All WORKOUTS CAN BE VIEWED On the Facebook page

ALL DRESSAGE TESTS CAN BE FOUND AT [Dressage Rules & Tests | Equestrian Australia](#)

PRE HORSES

1. Any horse entered in the PRE Classes must supply a copy of PRE/ ANCCE Studbook registration which will be cross referenced with ANCCE as proof of the horse's status.
2. If the owner of the horse is not a current member of the AHAA a fee of \$50 is applicable for the administration, processing and temporary recognition of breeding for the show/ event in which the horse and owner are entering. (However, if the horse is also registered with the AHAA Studbook the owner will be required to renew their AHAA Annual Membership. This allocation of registration/ membership is not to be treated as a temporary / Day membership with the AHAA)
3. The Insurance Levy (if applicable for the event) charged by the AHAA for Non-Members will apply.
4. Current AHAA members with PRE/ ANCCE registered horses may compete in specified PRE classes at no extra cost except for classes entered.

These classes have been introduced to the AHAA National Virtual Show as a service to our own members who have PRE / ANCCE registered horses; and as a gesture to assist in unifying the Spanish horse community within Australasia.

NATIONAL AWARDS - Donated by AHAA

NATIONAL CHAMPION SPANISH ENTIRE “Ray Williams Memorial Trophy”

NATIONAL CHAMPION SPANISH FEMALE “Ray Williams Memorial Trophy”

AHAA NATIONAL CHAMPION HIGH POINTS EXHIBITOR

AHAA JUNIOR HANDLER/HIGH POINT (handler under 18 yrs age at entry date)

NATIONAL CHAMPION RIDDEN ANDALUSIAN Between National Supreme Purebred and the, Supreme Partbred Andalusian. “Bodeguero Trophy”

NATIONAL CHAMPION BAROQUE LED GELDING From Champion Spanish, Australian, Lusitano, Purebred Iberian, Hispano-Arabe, Partbred, Andalusian Derivative. “Katharine Howard-Olsen Memorial Trophy”

FOUNDERS CUP TROPHY 2 AHAA registered progeny (Pure Spanish, Australian, Purebred Iberian, HispanoArabe, Partbred or Andalusian Derivative) of the same AHAA registered Purebred Spanish Sire or Dam

SPONSORS

**Horseland
Midland WA**

Torridon Lodge

M Cala & N Maher

MORE TO COME!

Work outs

VIDEO WORKOUT FOR BOTH PUREBRED AND PARTBRED LED CLASSES:

Led Foal at Foot and Weanling Classes

Remember the foal must be on the side of the dam closest to the video


The size of the area you use for the workout is entirely your choice.

Walk

Step 1.

1. From A walk to B
2. At B turn towards the camera and walk back to A.

Judge would like to see a nice free swinging walk with an overtrack.




Trot

Step 2.

1. At A turn away from the camera and trot to B.
2. At B turn towards the camera and trot to A.
3. Halt at A.

The judge would like to see a free flowing trot.



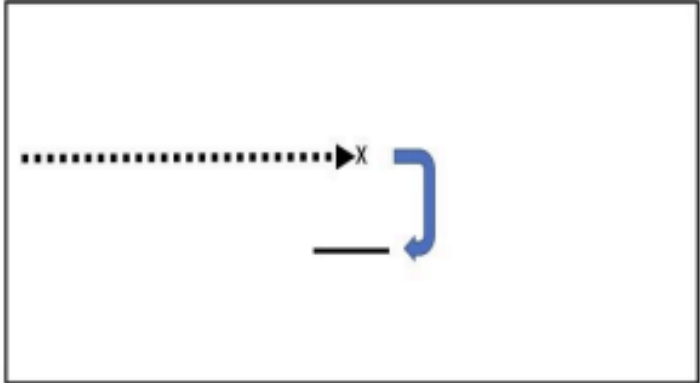
Present Horse

Step 3. Present Horse

1. At A turn horse way from camera (walk) and halt at X.
2. A X Turn horse around so nearside facing the camera and present to judge.

2. Video nearside, rear, offside and front of horse (with plenty of time for judge to view each aspect) before camera person returns to the horses nearside.

End of work out.



Work Outs

Work outs for yearlings and above part and purebred

Lunge workout – Horses under 5yrs are not required to canter on the lunge.

PUREBRED AND PARTBRED LUNGING WORKOUT FOR YEARLING AND OVER

NOTE: HORSES UNDER 5YRS OLD DO NOT HAVE TO CANTER

The size of the area you use for the workout is entirely your choice.

Step 1. Walk

1. From A walk to B
2. At B turn towards the camera and walk back to A.

Judge would like to see a nice free swinging walk with an overtrack.

Walk

NOTE: HORSES UNDER 5YRS OLD DO NOT HAVE TO CANTER

Step 2. Trot and Canter

1. At A turn away from the camera and trot to B.
2. At B halt or slow down and walk to C.
- 3a. If under 5yrs old at C when ready commence to trot clockwise for two/three circles. (20m circle)
- 3b. If 5yrs and over a C when ready commence to trot clockwise. Once you are ready to canter for two/three circles clockwise. (20m circle)
4. Return to trot and you can either:
 - a) walk back to B then trot in a straight line to A; or
 - b) continue to trot from the circle, in a straight line to A.

The judge would like to see a flowing trot and a rhythmic controlled canter with plenty of jump.

Trot and Canter

Step 3. Trot and Canter

1. At A halt or slow down and walk to D
- 3a. If under 5yrs old at D when ready commence to trot anti-clockwise for two/three circles. (20m circle)
- 3b. If 5yrs and over a C when ready commence to trot anti-clockwise. Once you are ready to canter or two/three circles anti-clockwise. (20m circle)
4. Return to trot, then walk and return to A.

The judge would like to see a flowing trot and a rhythmic controlled canter with plenty of jump.

Trot and Canter

Step 4. Present Horse

1. At A turn horse away from camera and walk X and halt.
2. A X Turn horse around so nearside facing the camera and present to judge.
3. Video nearside, rear/offside and front of horse (with plenty of time for judge to view each aspect) before camera person returns to the horses nearside.

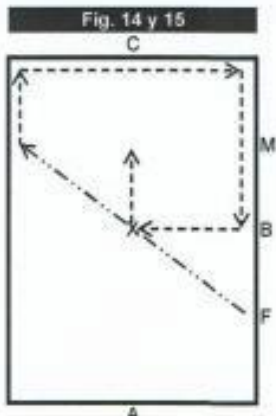
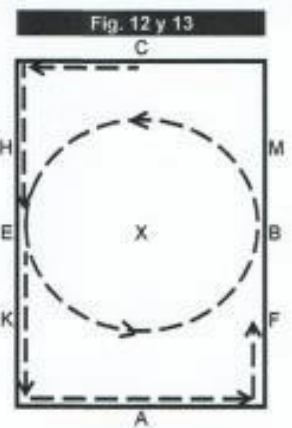
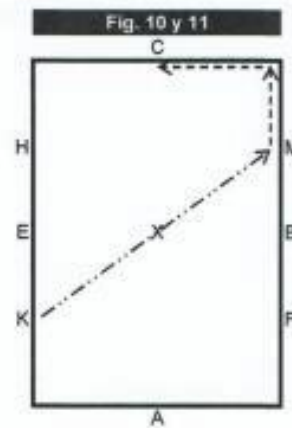
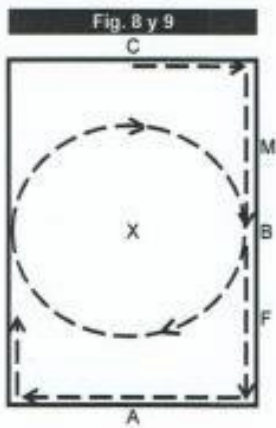
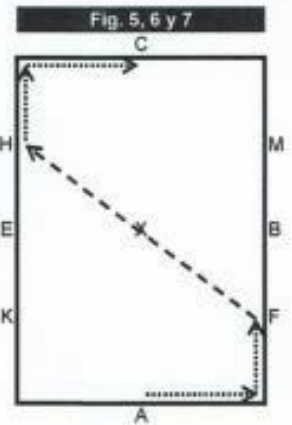
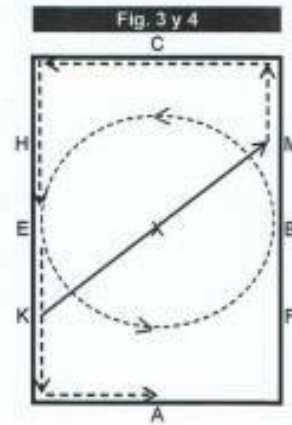
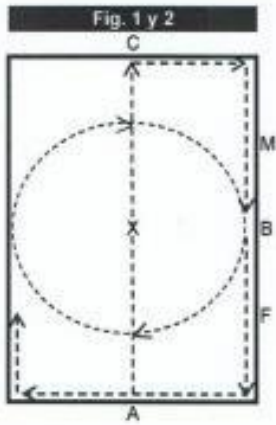
End of work out.

Present Horse

RIDDEN Work Out



PRUEBA DE FUNCIONALIDAD RECORRIDO



- Paso Medio (dotted line)
- Paso Largo - - - - - (dashed line)
- Trote de Trabajo (dash-dot line)
- Trote Largo - - - - - (long-dashed line)
- Galope de Trabajo - - - - - (dash-dot-dot line)
- Galope Largo (long-dotted line)

Figure 1 & 2

A - X - C - M: Enter at A in Working Trot, trot to X, Halt - Salute, continue in Working Trot to C, right rein

B - E - B: Working trot 20 meter circle right rein

B - A - K: Working trot

Figure 3 & 4

K - M: Change rein across the diagonal showing some extended trot steps

M - C - H: Continue in Working Trot

E - B - E: Working trot 20 meter circle left rein

E - K - A: Working Trot

Figure 5, 6 & 7

At A: Medium Walk

A - F: Medium Walk

F - H: Change rein across the diagonal in Extended Walk,

H - C: Back to Medium Walk

Figure 8 & 9

At C: Working Canter NOTE: Horses Under 7 yrs at C Trot and then develop to Canter

C - B: Continue in Working Canter

B - E - B: Working Canter on 20 meter circle right rein

B - A - K: Continue in Working Canter

Figure 10 & 11

K - M: Change rein across the diagonal in Canter, showing some extension (No extension required under 7 yrs)

M - C: Working Trot

Figure 12 & 13

At C: Working Canter

C - E: Continue in Working Canter

E - B - E: Working Canter on 20 meter circle left rein

E - A - F: Working Canter

Figure 14 & 15

F - H: Change rein across the diagonal in canter, showing some extension

H - C - B: Working Trot

At B: turn right toward X

At X: turn right onto midline toward C, Halt, Salute.

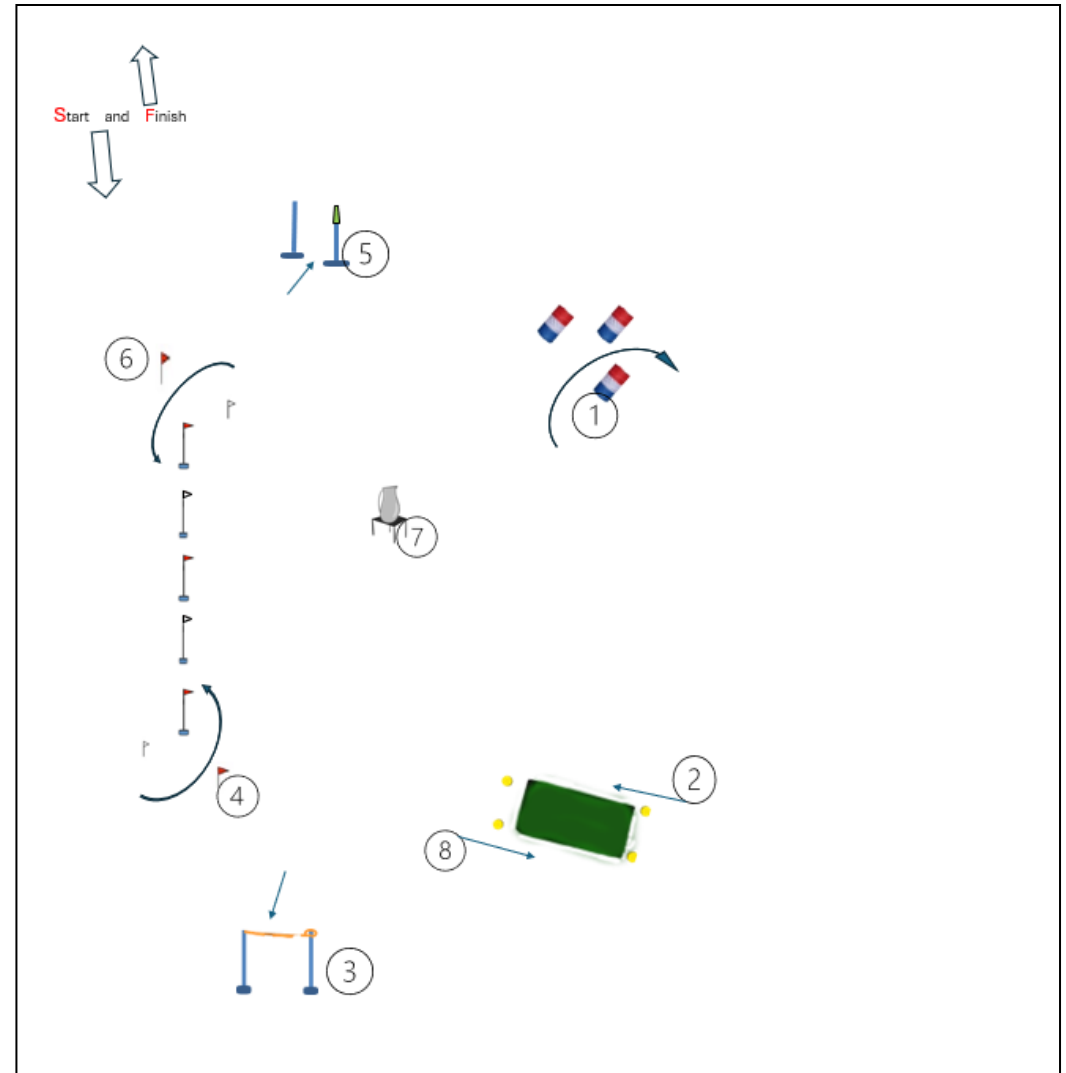
Drop reins and walk off in relaxed walk (*) (*) This last movement of walking off in a relaxed walk on a fully given rein will be included in the judging.

HACK, COSTUME, HORSE/HANDLER AND LUNGING WORKOUTS ARE LOCATED ON THE FACEBOOK PAGE

Working Equitation Ease of Handling

Intro Directives

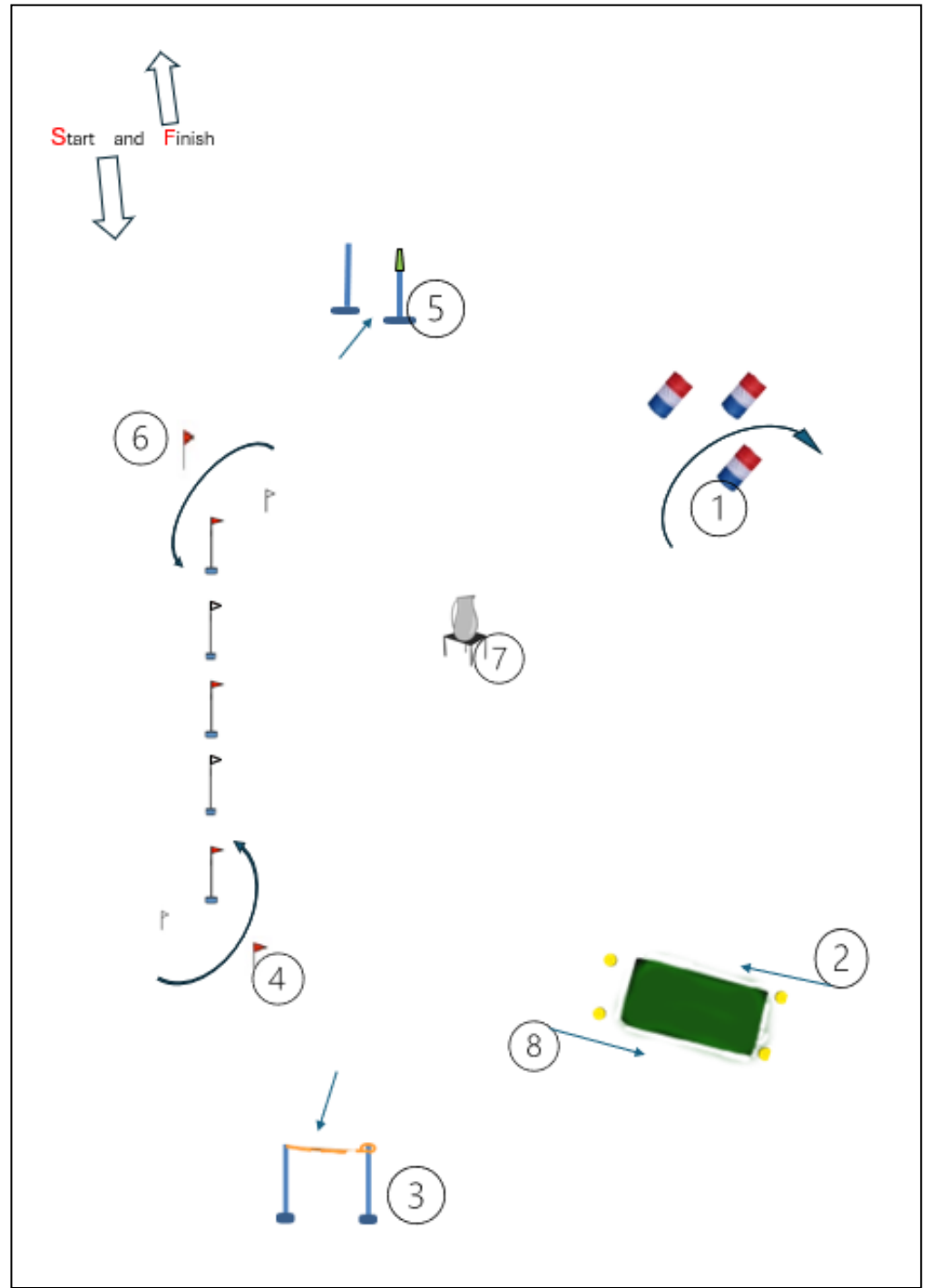
1. Three Barrels: *Trot first barrel.*
2. Varied Footing: *Transition to walk.*
3. Rope Gate: *Halt beside gate unlatch walk into the centre halt pause for 5 seconds drop rope transition to trot.*
4. Single slalom: *enter between marker and first post Trot all posts. Posts should be a minimum of 7 meters apart.*
5. Switch cup.: *Halt, switch the cup.*
6. Repeat Single Slalom: *Walk.*
7. Jug: *Halt raise jug replace then walk*
8. Repeat Varied footing.
9. Exit through Finish



Working Equitation Ease of Handling

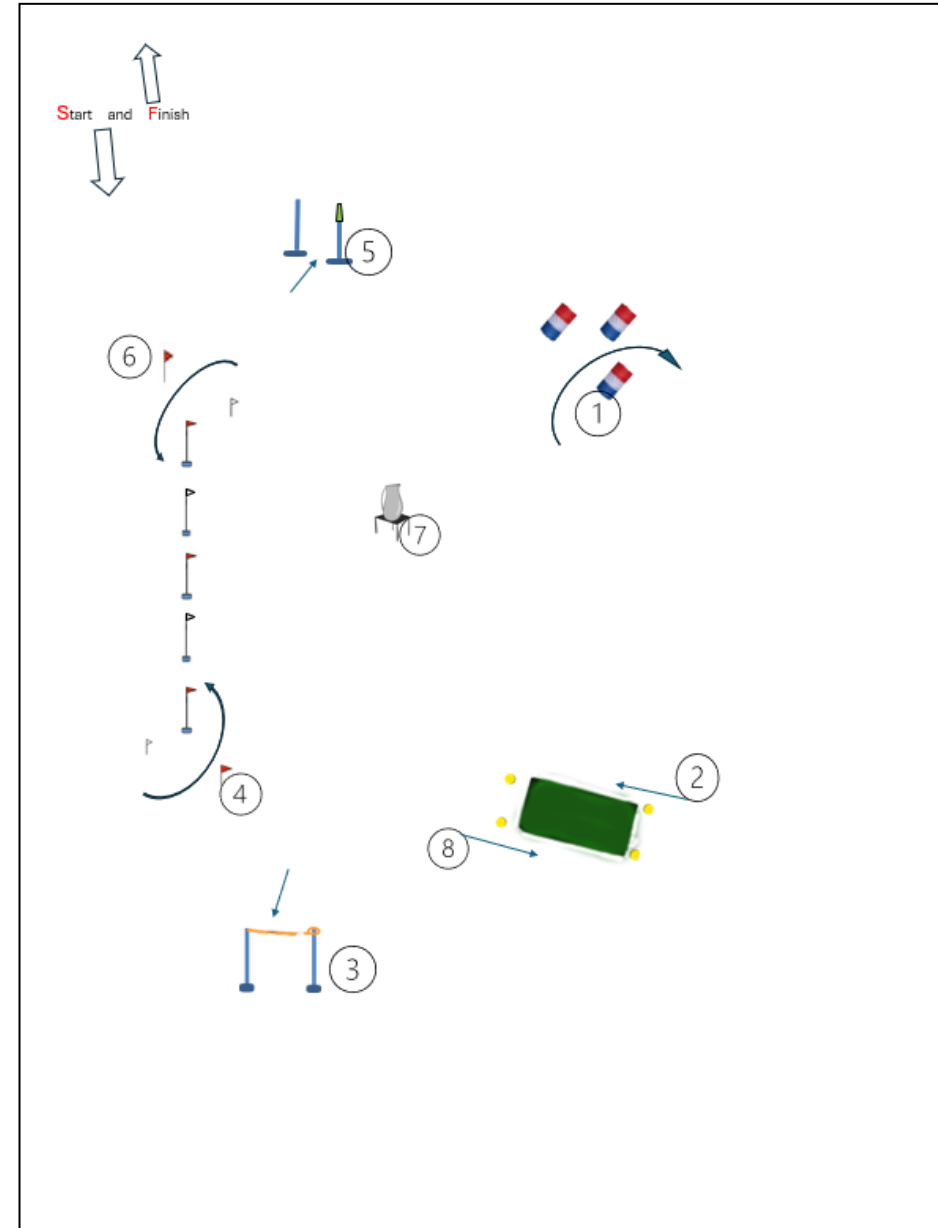
Prelim Directives

1. Three Barrels: *Trot all barrels.*
2. Varied Footing: *Transition to walk.*
3. Rope Gate: *Halt beside gate unlatch walk into the centre
halt pause proceed to close the gate.*
4. Single slalom: *enter between marker and first post
Posts should trot first post canter as many as you can,
trot last post. Posts
should be a minimum of 7 meters apart.*
5. Switch cup.: *Halt, switch the cup proceed showing a
progressive transition to canter through trot.*
6. Repeat Single Slalom: *Walking first post, trotting the
rest.*
7. Jug: *Halt raise jug replace then proceed showing a
progressive transition to canter through trot.*
8. Repeat Varied footing.
9. Exit through Finish



Working Equitation Ease of Handling *Prep Directives*

1. Three Barrels: *Trot all barrels.*
2. Varied Footing: *Transition to walk.*
3. Rope Gate: *Halt beside gate unlatch walk into the centre halt pause proceed to close the gate, transition to trot and proceed transition to canter.*
4. Single slalom: *enter between marker and first post Posts should trot first post canter as many as you can trot last post. Posts should be a minimum of 7 meters apart.*
5. Switch cup. *to canter transition or progressive transition through trot.*
6. Repeat Single Slalom: *Walking first post, trotting the rest.*
7. Jug: *Halt raise jug replace then proceed showing walk to canter transition or progressive transition through trot.*
canter transition or progressive transition through trot.
8. Repeat Varied footing.



LED CLASSES

PUREBRED CATEGORIES

Judge: To Be Advised

PURE SPANISH

1. Led Spanish Mare with Spanish male foal at foot - the foal is being judged, not the mare. (Winner eligible for Class 33 Champion Juvenile)

2. Led Spanish colt Weanling – Horse must be weaned and under 12 months old (Winner eligible for Class 33 Champion Juvenile)

3. Led Spanish Yearling colt

4. Led Spanish colt 2yrs to 4 years

5. Champion Led Junior Spanish Colt

6. Reserve Champion Led Junior Spanish Colt

7. Led Spanish Stallion 5yrs to 8 yrs

8. Led Spanish Stallion 9yrs to 12yrs

9. Led Spanish Stallion over 12 yrs

10. Champion Led Spanish Stallion

11. Reserve Champion Led Spanish Stallion

12. Led Spanish Mare with Spanish filly foal at foot - the foal is being judged, not the mare. (Winner eligible for Class 33 Champion Juvenile)

13. Led Spanish Filly Weanling – Horse must be weaned and under 12 months old (Winner eligible for Class 33 Champion Juvenile)

14. Led Spanish Yearling Filly

15. Led Spanish Filly 2yrs to 4yrs

16. Champion Led Junior Spanish Filly

17. Reserve Champion Junior Spanish Filly

18. Led Spanish Mare 5yrs to 8 yrs

19. Led Spanish Mare 9 to 12yrs

20. Led Spanish Mare over 12 yrs

21. Champion Led Spanish Mare

22. Reserve Champion Led Spanish Mare

23. Led Spanish Weanling Gelding – Horse must be weaned and under 12 months old (Winner eligible for Class 33 Champion Juvenile)

24. Led Spanish Yearling Gelding

25. Led Spanish Gelding 2yrs to 4 years

26. Champion Led Junior Spanish Gelding

27. Reserve Champion Led Junior Spanish Gelding

28. Led Spanish Gelding 5yrs to 8 yrs

29. Led Spanish Gelding 9yrs to 12yrs

30. Led Spanish Gelding over 12 yrs

31. Champion Led Spanish Senior Gelding

32. Reserve Champion Led Spanish Senior Gelding

33. Champion Juvenile Led Spanish – between classes 1,2, 12, 13 & 23 - Not eligible for Supreme

34. Reserve Champion Juvenile Led Spanish

35. Supreme Led Pure Spanish (between the winners of Class 5, 10, 16, 21, 26 and 31)

LED CLASSES

PUREBRED CATEGORIES

Judge: To Be Advised

Australian Andalusian

- 36. Led Australian Colt 4yrs and under
- 37. Led Australian Stallion 5yrs and over

38. Champion Led Australian Male

39. Reserve Champion Led Australian Male

- 40. Led Australian Filly 4yrs and under
- 41. Led Australian Mare 5yrs and over

42. Champion Led Australian Female

43. Reserve Champion Australian Female

- 44. Led Australian Gelding 4yrs and under
- 45. Led Australian Gelding 5yrs and over

46. Champion Led Australian Gelding

47. Reserve Champion Led Australian Gelding

Lusitano

- 48. Led Lusitano Colt 4yrs and under
- 49. Led Lusitano Filly 4yrs and under
- 50. Led Lusitano Gelding 4yrs and under

51. Champion Led Junior Lusitano

52. Reserve Champion Led Junior Lusitano

- 53. Led Lusitano Stallion 5yrs and over
- 54. Led Lusitano Mare 5yrs and over
- 55. Led Lusitano Gelding 5yrs and over

56. Champion Led Lusitano

57. Reserve Champion Led Lusitano

Purebred Iberian

- 58. Led Purebred Iberian Colt/Stallion
- 59. Led Purebred Iberian Mare/Filly
- 60. Led Purebred Iberian Gelding

61. Champion Purebred Iberian

62. Reserve Champion Purebred Iberian

Led Hispano -Arabe

- 63. Led Purebred Hispano -Arabe Colt/Stallion
- 64. Led Purebred Hispano -Arabe Mare/Filly
- 65. Led Purebred Hispano -Arabe Gelding

66. Champion Led Hispano -Arabe

67. Reserve Champion Led Hispano -Arabe

Purebred Friesian

- 68. Led Purebred Friesian Colt/Stallion
- 69. Led Purebred Friesian Mare/Filly
- 70. Led Purebred Friesian Gelding

71. Champion Led Purebred Friesian

72. Reserve Champion Led Purebred Friesian

Purebred Lipizzaner

- 73. Led Purebred Lipizzaner Colt/Stallion
- 74. Led Purebred Lipizzaner Filly/Mare
- 75. Led Purebred Lipizzaner Gelding

76. Champion Purebred Lipizzaner

77. Reserve Champion Purebred Lipizzaner

WarLander

- 78. Led Warlander Colt/Stallion
- 79. Led Warlander Filly/Mare
- 80. Led Warlander Gelding

81. Champion Led Warlander

82. Reserve Champion Led Warlander

Azteca

- 83. Led Azteca Colt/Stallion
- 84. Led Azteca Filly/Mare
- 85. Led Azteca Gelding

86. Champion Led Azteca

87. Reserve Champion Led Azteca

88. Supreme Led Other Purebred of Show – All Champions are eligible (The Pure Spanish Champions are not eligible)

PRE HORSES

Must be registered with ANCCE

89 Led PRE Colt 4yrs and under

90 Led PRE Stallion 5yrs and over

91 Champion Led PRE Male

92 Reserve Champion Led PRE Male

93 Led PRE Filly 4yrs and under

94 Led PRE Mare 5yrs and over

95 Champion Led PRE Female

96 Reserve Champion PRE Female

97 Led Australian PRE 4yrs and under

98 Led Australian PRE 5yrs and over

99 Champion Led PRE Gelding

100 Reserve Champion Led PRE Gelding

LED CLASSES

PARTBRED CATEGORIES

Judge:

Led Partbred Andalusian

101 Led Partbred Mare with filly foal at foot - the foal is being judged, not the mare. (Winner eligible for Class 128 Champion Juvenile)

102 Led Partbred Weanling Filly (Winner eligible for Class 128 Champion Juvenile)

103 Led Partbred Yearling Filly

104 Led Partbred Filly 2yrs to 4yrs

105 Champion Junior Led Partbred Filly

106 Reserve Champion Junior Led Partbred Filly

107 Led Partbred Mare 5yrs to 8 yrs

108 Led Partbred Mare 9yrs to 12yrs

109 Led Partbred Mare over 12 yrs

110 Champion Led Partbred Mare

111 Reserve Champion Led Partbred Mare

112 Led Partbred Mare with colt foal at foot - the foal is being judged, not the mare. (Winner eligible for Class 128 Champion Juvenile)

113 Led Partbred Weanling Colt/Gelding (Winner eligible for Class 128 Champion Juvenile)

114 Led Partbred Yearling Colt

115 Led Partbred Colt 2yrs to 4 yrs

116 Led Partbred Colt over 5yrs

117 Champion Led Partbred Colt/Stallion

118 Reserve Champion Led Partbred Colt/Stallion

119 Led Partbred Yearling Gelding

120 Led Partbred Gelding 2yrs to 4 years

121 Champion Junior Led Partbred

122 Reserve Champion Junior Led Partbred Gelding

123 Led Partbred Gelding 5yrs to 8 yrs

124 Led Partbred Gelding 9yrs to 12yrs

125 Led Partbred Gelding over 12 yrs

126 Champion Led Senior Partbred Gelding

127 Reserve Champion Led Senior Partbred Gelding

128 Champion Juvenile Led Partbred Andalusian –between classes 101, 102, 112 &113 - Not eligible for Supreme

129 Reserve Champion Juvenile Led Partbred Andalusian

Led Andalusian Derivative

130 Led Andalusian Derivative Colt or Gelding 2yrs & under

131 Led Andalusian Derivative Colt or Gelding over 2yrs

132 Led Andalusian Derivative Filly 2yrs & under

133 Led Andalusian Derivative Female over 2yrs

134 Champion Led Andalusian Derivative

135 Reserve Champion Led Andalusian Derivative

136 Supreme Led Partbred Andalusian – all champions except Champion Juvenile are eligible.

LED CLASSES

PARTBRED CATEGORIES

Judge:

Led Lusitano Sport Horse

137 Lusitano Sport Horse Colt/Stallion

138 Lusitano Sport Horse Gelding

139 Lusitano Sport Horse Female

140 Champion Led Lusitano Sport Horse

141 Reserve Champion Led Lusitano Sport Horse

Led Partbred Friesian

Led Partbred Friesian Colt/Stallion

142 Led Partbred Friesian Filly/Mare

143 Led Partbred Friesian Gelding

144 Champion Led Partbred Friesian

145 Reserve Champion Led Partbred Friesian

Partbred Lipizzaner

146 Led Partbred Lipizzaner Colt/Stallion

147 Led Partbred Lipizzaner Filly/Mare

148 Led Partbred Lipizzaner Gelding

149 Champion Led Partbred Lipizzaner

150 Reserve Champion Led Partbred Lipizzaner

WarLander Sporthorse

151 Led Warlander Sporthorse Colt/Stallion

152 Led Warlander Sporthorse Filly/Mare

153 Led Warlander Sporthorse Gelding

154 Champion Led Warlander Sporthorse

155 Reserve Champion Led Warlander Sporthorse

156 Supreme Led Partbred Other Breed of Show - Champions of all other breeds except Andalusians are eligible

RIDDEN CATAGORIES

Purebred Ridden

Judge: To Be Advised

Ridden Pure Spanish

157 Ridden Spanish Colt 3yrs and under 5yrs

158 Ridden Spanish Stallion 5yrs and under 7yrs

159 Ridden Spanish Stallion 7yrs and over

160 Champion Ridden Spanish Entire

161 Reserve Champion Ridden Spanish Entire

162 Ridden Spanish Filly 3yrs and under 5yrs

163 Ridden Spanish Mare 5yrs and under 7yrs

164 Ridden Spanish Mare 7yrs and over

165 Champion Ridden Spanish Female

166 Reserve Champion Ridden Spanish Female

167 Ridden Spanish Gelding 3yrs and under 5yrs

168 Ridden Spanish Gelding 5yrs and under 7 yrs

169 Ridden Spanish Gelding 7yrs and over

170 Champion Ridden Spanish Gelding

171 Reserve Champion Ridden Spanish Gelding

172 Supreme Ridden Spanish – between winners of Classes 160, 165 and 170

173 Ridden Australian Andalusian

174 Ridden Australian Colt 3yrs and under 7yrs

175 Ridden Australian Stallion 6yrs and over

176 Champion Ridden Australian Andalusian Male

177 Reserve Champion Ridden Australian Andalusian Male

178 Ridden Australian Filly 3 yrs and under 7yrs

179 Ridden Australian Mare 7yrs and over

180 Champion Ridden Australian Andalusian Female

181 Reserve Champion Ridden Australian Andalusian Female

182 Ridden Australian Gelding 3yrs and under 7yrs

183 Ridden Australian Gelding 7yrs and over

184 Champion Ridden Australian Andalusian Gelding

185 Reserve Champion Ridden Australian Andalusian Gelding

Ridden Purebred Lusitano

186 Ridden Lusitano Colt 3yrs and under 7yrs

187 Ridden Lusitano Stallion 7yrs and over

188 Champion Ridden Lusitano Male

189 Reserve Champion Ridden Lusitano Male

190 Ridden Lusitano Filly 3yrs and under 7yrs

191 Ridden Lusitano Mare 7yrs and over

192 Champion Ridden Lusitano Female

193 Reserve Champion Ridden Lusitano Female

194 Ridden Lusitano Gelding 3yrs and under 7yrs

195 Ridden Lusitano Gelding 7yrs and over

196 Champion Ridden Lusitano Gelding

197 Reserve Champion Ridden Lusitano Gelding

RIDDEN CATAGORIES

Purebred Ridden

Judge: To Be Advised

Ridden Purebred Iberian

198 Ridden Purebred Iberian Colt/Stallion 3yrs and over Ridden Purebred Iberian Mare/Filly 3yrs and over

199 Ridden Purebred Iberian Gelding 3yrs and over

200 Champion Ridden Purebred Iberian

201 Reserve Champion Ridden Purebred Iberian

Ridden Hispano-Arabe

202 Ridden Purebred Hispano-Arabe Colt/Stallion 3yrs and over

203 Ridden Purebred Hispano-Arabe Mare/Filly 3yrs and over

204 Purebred Hispano-Arabe Gelding 3yrs and over

205 Champion Ridden Hispano-Arabe

206 Reserve Champion Ridden Hispano-Arabe

Ridden Friesian

207 Ridden Purebred Friesian Colt/Stallion 3yrs and over

208 Ridden Purebred Friesian Mare/Filly 3yrs and over

209 Ridden Purebred Friesian Gelding 3yrs and over

210 Champion Ridden Purebred Friesian

211 Reserve Champion Ridden Purebred Friesian

Ridden Lipizzaner

212 Ridden Purebred Lipizzaner Colt/Stallion 3yrs and over

213 Ridden Purebred Lipizzaner Filly/Mare 3yrs and over

214 Ridden Purebred Lipizzaner Gelding 3yrs and over

215 Champion Ridden Lipizzaner

216 Reserve Champion Ridden Lipizzaner

Ridden WarLander

217 Ridden Warlander Colt/Stallion 3yrs and over

218 Ridden Warlander Filly/Mare 3yrs and over

219 Ridden Warlander Gelding 3yrs and over

220 Champion Ridden Warlander

221 Reserve Champion Ridden Warlander

Ridden Azteca

222 Ridden Azteca Colt/Stallion 3yrs and over

223 Ridden Azteca Filly/Mare 3yrs and over

224 Ridden Azteca Gelding 3yrs and over

225 Champion Ridden Azteca

226 Reserve Champion Ridden Azteca

Ridden PRE

227 Ridden PRE Colt/Stallion 3yrs and over

228 Ridden Purebred PRE Mare/Filly 3yrs and over

229 Ridden PRE Gelding 3yrs and over

230 Champion Ridden PRE

231 Reserve Champion Ridden PRE

232 SUPREME RIDDEN PUREBRED EXHIBIT –all Purebred Champions are eligible for this title including the Ridden Spanish Champion

PART BRED

RIDDEN CATEGORIES

Judge: To Be Advised

Ridden Part Bred Andalusian

233 Ridden Partbred Colt 3yrs and under 5yrs

234 Ridden Partbred Stallion 5yrs and under 7yrs

235 Ridden Partbred Stallion 7yrs and over

236 Champion Ridden Partbred Stallion

237 Reserve Champion Ridden Partbred Stallion

238 Ridden Partbred Filly 3yrs and under 5yrs

239 Ridden Partbred Mare 5yrs and under 7yrs

240 Ridden Partbred are 7yrs and over

241 Champion Ridden Partbred Female

242 Reserve Champion Ridden Partbred Female

243 Ridden Partbred Gelding 3yrs and under 5yrs

244 Ridden Partbred Gelding 5yrs and under 7yrs

245 Ridden Partbred Gelding 7yrs and over

246 Champion Ridden Partbred Gelding

247 Reserve Champion Ridden Partbred Gelding

Ridden Andalusian Derivative

248 Ridden Andalusian Derivative Colt/Stallion 3yrs and over

249 Ridden Andalusian Derivative Gelding 3yrs and over

250 Ridden Andalusian Derivative Filly/Mare 3yrs and over

251 Champion Ridden Andalusian Derivative

252 Reserve Champion Ridden Andalusian Derivative

253 **Supreme Ridden Partbred Andalusian**
(between winners of Class 236, 241, 246 & 251)

Ridden Lusitano Sport Horse

254 Ridden Lusitano Sport Horse Colt/Stallion 3yrs and over

255 Ridden Lusitano Sport Horse Gelding 3yrs and over

256 Ridden Lusitano Sport Horse Female 3yrs and over

257 Champion Ridden Lusitano Sport Horse

258 Reserve Champion Ridden Lusitano Sport Horse

Ridden Partbred Friesian

259 Ridden Partbred Friesian Colt/Stallion 3yrs and over

260 Ridden Partbred Friesian Filly/Mare 3yrs and over

261 Ridden Partbred Friesian Gelding 3yrs and over

262 Champion Ridden Partbred Friesian

263 Reserve Champion Ridden Partbred Friesian

Ridden Partbred Lipizzaner

264 Ridden Partbred Lipizzaner Colt/Stallion 3yrs and over

265 Ridden Partbred Lipizzaner Filly/Mare 3yrs and over

266 Ridden Partbred Lipizzaner Gelding 3yrs and over

267 Champion Ridden Partbred Lipizzaner

268 Reserve Champion Ridden Partbred Lipizzaner

Ridden WarLander SportHorse

269 Ridden Warlander Sporthorse Colt/Stallion 3yrs and over

270 Ridden Warlander Sporthorse Filly/Mare 3yrs and over

271 Ridden Warlander Sporthorse Gelding 3yrs and over

272 Champion Ridden Warlander

273 Reserve Champion Ridden Warlander

274 SUPREME RIDDEN PARTBRED EXHIBIT –all Partbred Champions are eligible for this title including the Partbred Andalusian Supreme Champion

Show Horse Category

Judge:

Led Show Hack Classes

275 Led Show Hack Mare

276 Led Show Hack Gelding

277 Led Show Hack Stallion/Colt

278 **Champion Led Show Hack**

279 Reserve **Champion Led Show Hack**

Ridden Show Hack Classes

280 Ridden Newcomer Show Hack – never competed at a Show under saddle including AHAA shows – live or virtual.

281 Ridden Novice Show Hack - A Novice Hack is one that has not won a Blue Ribbon, or First Place at a show under saddle including AHAA shows – live or virtual.

282 Ridden Show Hack 15hh and under

283 Ridden Show Hack over 15hh not exceeding 16hh

284 Ridden Show Hack Over 16hh and under 17hh

285 Ridden Show Hack 17hh and over

286 Ridden Child's Show Horse – must be ridden by a child

287 Ridden Ladies Show Horse – must be ridden by a lady

288 Ridden Gentleman's Show Horse – must be ridden by a gentleman

289 **Champion Ridden Show Hack**

290 Reserve **Champion Ridden Show Hack**

SIMPLE WORKING EQUITATION

291 Introductory Level Simple WE

292 Preliminary Level Simple WE

293 Preparatory Level Simple WE

Miscellaneous Classes

Costume Handler Lunging Dressage Classes

294 Judge:

295 Dressage: To Be Advised

Fiesta Costume Class

296 Fiesta Costume Class - under 13yrs old

297 Fiesta Costume Class - 13yrs old and under 18yrs old

298 Fiesta Costume Class - 18 yrs old and over

Horse and Handler Classes

299 Horse & Handler - Handler under 13yrs old

300 Horse & Handler - handler 13yrs old and under 18yrs old

301 Horse & Handler – handler 18yrs old and over

302 Horse and Handler - Horse under 4yrs

303 Horse and Handler - Horse 4yrs and over

Lunging Classes

304 Lunging Class - Handler under 13yrs old

305 Lunging Class - Handler 13yrs old and under 18yrs old

306 Lunging Class – Handler 18yrs old and over

307 Lunging Class - Horse over 2yrs and under 5yrs

308 Lunging Class - Horse 5yrs and over

309 PROGENY CLASS (Founder's Cup)

Two AHAA Registered progeny (Pure Spanish, Australian, Purebred Iberian, HispanoArabe, Partbred or Andalusian Derivative) of the same AHAA registered Purebred Spanish Sire or Dam

NOTE: Only 1 entry fee is required for this class for both progeny

310 Ridden Exhibition Class

The aim of the Exhibition Class is to give a performance that is entertaining to an audience. More than 1 horse and/or rider/handler is allowed. Marks are awarded for entertainment value, general impression of horse's training, general impression of rider/handler's performance, choreography with music and costumes. Past performances have included freestyles to music, garrocha, liberty work, Pas de Deux/Pas de Trois/quadrille performances, classical long reining, bull fighting simulation, side saddle performances, performing with a dancer on the ground, riding with a senorita sitting behind the saddle and comic acts. This is a chance to be creative. Maximum time allowed is 7 minutes.

Dressage

Open to all Breeds in this show. Not official dressage. All tests will be run under current EA Rules <https://www.equestrian.org.au/Dressage-rules>

311 Preparatory 1

312 Preliminary 1.1

313 Novice 2.1

314 Elementary 3.1

315 Medium 4.1

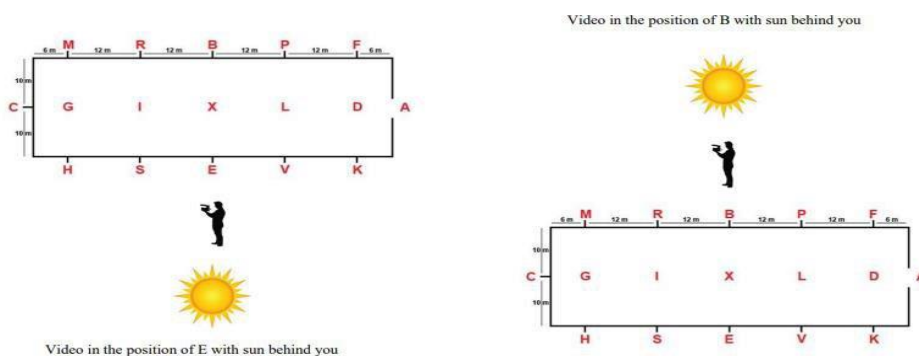
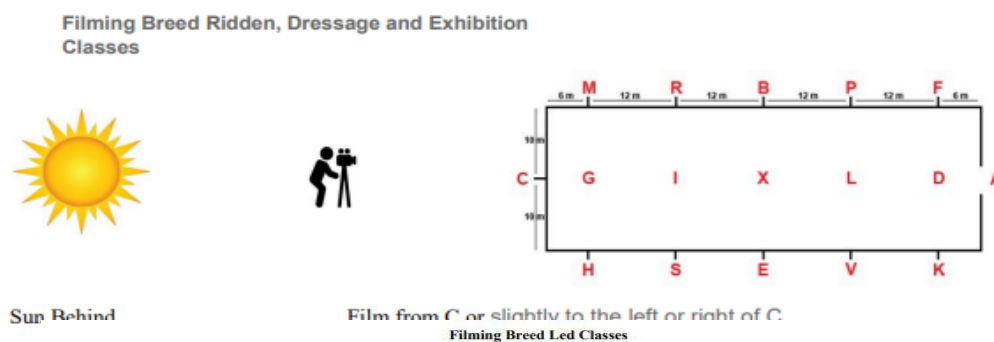
316 Advanced 5.1

There will be a sash for the highest combined score over any two consecutive tests.

Filming your workout

The importance of the quality of your video cannot be understated. The video is what the judge uses to assess you and your horse so you need to try your best to present the best picture to the judge and it does not need to be hard or complicated. Here are some tips:

1. Don't leave it to the last moment. The chances are you will rush the whole process and the video and/or workout may not be as good as you intended.
2. Learn the workout. Knowing the workout will definitely make filming less stressful.
3. Your video must be filmed specifically for the 2022 AHAA Virtual Show. Do not use a video that is from another competition.
4. You can use your iPhone, iPad, video camera or Tablet to film your video. However, film in landscape NOT portrait!
5. Although you do not need an arena, choose an area that gives you plenty of space. You can set up markers using items such as witches hats.
6. Choose a flat area. Do not present your horse on a slope especially in the led classes. If your horse is facing downwards, it may look bum high and you will get the opposite effect if facing upward. Riding on uneven ground will also not demonstrate the horse's true movement and may place you at a disadvantage.
7. The video must not contain sound (including narrative or music).
8. Breed Class Ridden Classes, Dressage Classes and the Exhibition Class – Film your workout from C. Slightly to the left or right of C is ok if there is an obstacle at C such as mirrors and so on. Enter at A. Make sure the sun is behind you!!!!
9. Breed Class Led Classes – Please film from E or B depending on where the sun is. You can enter from A or C depending on the layout of your working area.
10. In the Mare and Foal classes make sure the foal is on the side of the dam facing the camera.
11. Hack/ Hunter Classes, Horse & Handler, Lunging and Fiesta classes - Use the videoing positions as outlined for the "Breed Led Classes" however use your area/space to match the workouts.
12. If using an indoor arena, make sure there is sufficient natural light and no shadows.
13. The person filming (or an assistant if you have one) must hold up a piece of paper in front of the filming device that states the class number, class name, year (the year of the show) and the horses name.
14. You can use the zoom functionality but be careful not to disadvantage your horse/rider/handler by zooming in too close or too far away.



Rider and Horse Attire

Breed Led, Horse & Handler and Lunging Classes

1. Neat, clean and tidy shirts (with short or long sleeves), trousers or skirts of a length suitable to run and exhibit your horse. A Jacket or jumper can be worn.
2. Appropriate closed in shoes or boots.
3. You can compete in English, Spanish or any other discipline attire as long as your horse is presented in the same theme and you comply with points 1 & 2 above
4. The horse is to be exhibited in a bridle, cavesson or show halter. Rope headstalls are not to be used.

Led & Ridden Hack

1. Dress in the appropriate clothing for the section you have entered (Hack)
2. For more information regarding appropriate Hack Dress go to the following link <https://www.equestrian.org.au/showhorse>

Ridden Breed Classes

1. Dressage, Spanish or any other discipline attire is permissible as long as your horse is presented in the same theme.
2. Please use a bridle. A snaffle or double bridle can be used.

Dressage

1. As per Equestrian Australia Rules. <https://www.equestrian.org.au/Dressage-rules>
2. Your video must be filmed specifically for the 2023 AHAA Virtual Show.

Do not use a video that is from another competition

Video for each class must be filmed as one piece – you cannot cut and paste sections.

How to enter: Entries will be via Nominate

Working Equitation Pattern