

VIDEO WORKOUT FOR BOTH PUREBRED AND PARTBRED LED CLASSES:

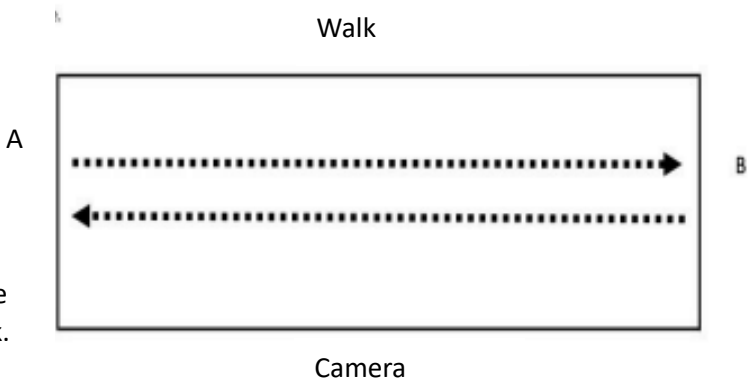
Led Foal at Foot and Weanling Classes

Remember the foal must be on the side of the dam closest to the video

The Size of the Arena you use is entirely your choice.

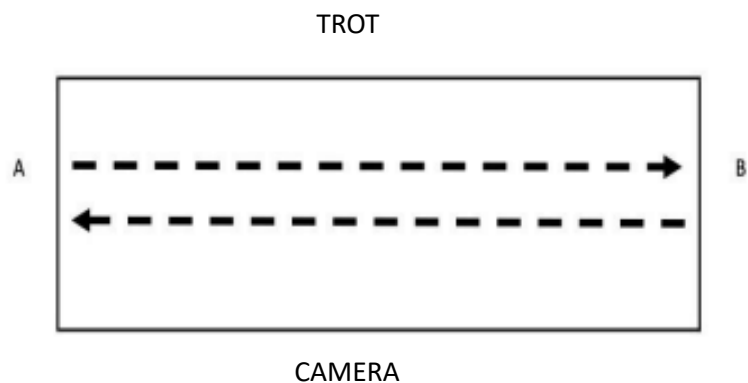
Step one

- 1. From A walk to B
 - 2. At B turn towards the camera and walk back to A.
- Judge would like to see nice free swinging walk with an overtrack.



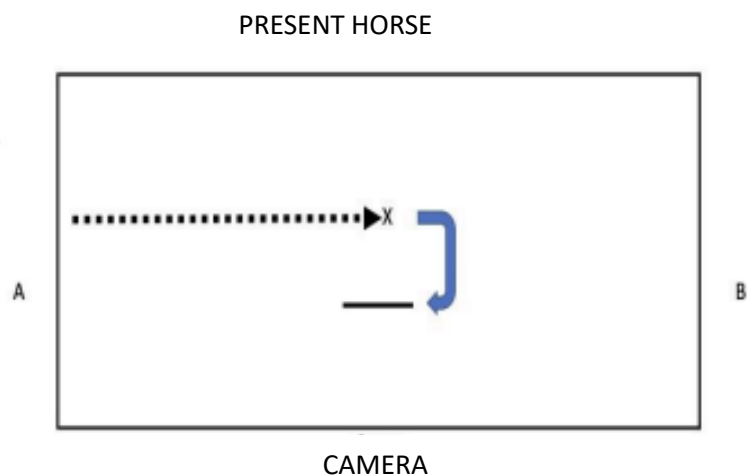
Step 2

- 1. At a turn away from camera and trot to B.
 - 2. At B turn towards the camera and trot back to A.
 - 3. Halt at A.
- The Judge would like to see a free flowing trot.



Step 3

- 1. At A, turn horse away from camera and halt at X.
- 2. At X turn horse so Nearside is facing camera and present to Judge.
- 3. Video Nearside, Rear, Offside and Front, giving plenty of time for Judge. Camera then return to original Position.



End of Workout.

